



**CAT
ALOGUE**

 intra lighting

INDEX BY ALPHABET

ACOUSTO	LYSABEL CHANDELIER
ALKON	MEDIS
ATOS	MINUS
BIBA	NARRO
BLACK HOLE	NITOR
CAMAY	NOLA
CONIC	NUCLEO
COVE	PENDULUM
CUT	PIPES
DAWN	PIPES R
DEMI	PIPES TUBE
EDGE	PIXY
ETEA	PYRYMYD
EYE	RANDOM
EYEN	RULO R
FLEA	RULO T
FUTON	RYLO
GRAMM	RYLO PRO
GYON	RYNK
HEXAGON	RYNK LINIA
HUNTER	SEQUAL
INSIDER	SWORD
ISSA	TRACKER
KALIS	TRIX
KAMAI	VITKA
LINELED	VOYD
LINELED FLEX	WAVE
LIY	ZOE
LONA	106
LYNAR	5700
LYSABEL	



It's Mastery

It's advanced **expertise in lighting**.

It's in-depth **knowledge of technology and construction**.

It's the **uniqueness of our products**.

It's a broad **product portfolio**.

It's **professional customer support**.

It's **quality down to the last detail**.

It's **innovation** – in our products, tools, approach, and sustainability.

It's **modularity and simplicity**.

It's **keeping promises and going the extra mile**.

It's a **7-year warranty**, earning the trust of our clients.

It's **impressive references**.

It's Intra lighting.



NEW



reddot design award
winner



BIGSEE
PRODUCT DESIGN
AWARD
2018



BY CHICAGO ATHENAEUM



Biba

Tiny sophistication

Everybody loves Biba

Individually or in a matching composition, sophistication is the look you get. Think about Biba if you're planning an elegant restaurant, minimalistic hotel lobby, Scandinavian-inspired bar, urban retail experience or even your home dining room and let it suit your taste.

Combine shapes and colours in an endless fusion of possibilities, which will lead you from simple and sophisticated, to a luminaire composition that really lets your ideas fly.

Amata da tutti

Singola o in composizioni multiple, esprimerà tutta la sua raffinatezza. Pensa a Biba quando progetterai un ristorante elegante, una hall minimalista, un bar di ispirazione scandinava, un negozio in stile urbano o la sala da pranzo di una casa, lasciando che si adatti ai tuoi gusti.

Combina forme e colori in un'infinita fusione di varianti. Fatti trasportare da semplicità e originalità, senza porre limiti alle tue idee.

Tout le monde aime Biba

Individuellement ou dans une composition assortie, la sophistication est le look que vous obtiendrez. Pensez à Biba si vous planifiez la construction d'un restaurant élégant, d'un hall d'hôtel minimaliste, d'un bar d'inspiration scandinave, d'une boutique en milieu urbain ou même de votre salle à manger et adaptez-le à vos goûts.

Combinez les formes et les couleurs dans une profusion de possibilités, pour obtenir une composition de luminaires, du plus simple au plus sophistiqué, qui fera voler vos idées en éclats.





0,8 kg
1,8 lb

Due to its weight, the cable is always taut




The aluminium body works as a cooling system

Regressed light source reduces the glare

Biba is small

Smaller than you thought. But only by its size, not by its effect. Everyone notices and admires it. Its clean lines and carefully chosen shapes will enhance your space.



Create your pattern of shapes and colours

Combining shapes and colours in an endless fusion of possibilities will lead you from simple and sophisticated, to a luminaire that lets your ideas fly.

Cluster composition

In the case of a remote power-in position, this can be just a functional feature. But it is suitable also when you want a more dynamic composition and the cables to become part of the design. 3-7 spots can be connected to a cluster.



Cable decentralizer



Cable holder

Biba

Technical Overview




FAMILY MEMBER



TECH. SPECS

LUMINAIRE	LUMINOUS FLUX	LED COLOUR	BEAM ANGLE	DRIVER	DRIVER POSITION
	Up to 940 lm	927, 930, 935	30°, 55°	Casambi, DALI-2, FO, Track 230V, Track 48V	Ceiling cup / Remote / Track adapter

COLOURS



GR1 CASAMBI



Light source: High-power COB LED, CRI>90, MacAdam≤2, 50.000h L90 B10 at 35°C. **Optic:** Highly efficient with uniform distribution, metalized polycarbonate with lacquer finish. **Body:** Aluminium, powder or PVD coated. **Ceiling cup:** Ceiling cup with or without driver must be ordered separately. **Control gear:** Constant current driver - order separately. **Power supply:** 125 - 200mA.

Sorgente: COB LED High-power, CRI>90, MacAdam≤2, 50.000h L90 B10 a 35°C. **Ottica:** Ottica ad alta efficienza con distribuzione uniforme, polycarbonato metallizzato tramite laccatura. **Corpo:** Alluminio, verniciato a polvere o PVD. **Rosone:** Rosone con o senza Alimentatore da ordinare separatamente. **Alimentatore:** Alimentatore a corrente costante - ordinare separatamente. **Alimentazione:** 125 - 200mA.

Source de luminaire: LED haute puissance, IRC > 90, MacAdam≤2, 50.000h L90 B10 à 35°C. **Optique:** Haute efficacité avec une distribution uniforme, polycarbonate métallisé avec finition laquée. **Corps:** Revêtement aluminium, poudre ou PVD. **La patère:** Patère avec ou sans driver doit être commandé séparément. **Alimentation:** Driver à courant constant - à commander séparément. **Alimentation:** 125 - 200mA.



Pixy

Authentically magnetic

Move your table. Pixy will follow

Pixy is never fixed. It is always flexible. Which makes it the perfect choice for restaurants and bars where moving tables is a daily routine. With a small carbon rod and a magnet, you can instantly move and redirect the light without using the ladder. We think that Pixy is nicer when grouped. Combine composition over and over again.

Se sposti il tavolo, Pixy lo segue

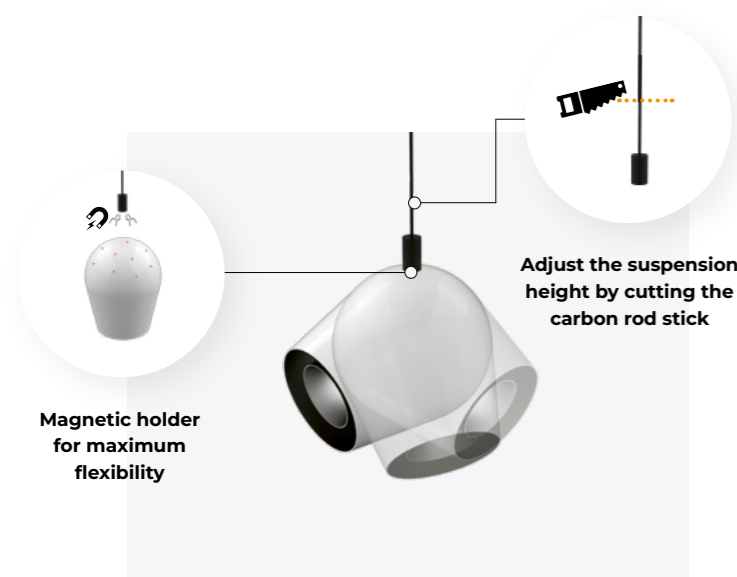
Pixy non si fissa. È sempre flessibile. È la soluzione perfetta per ristoranti e bar dove tutti i giorni si devono spostare i tavoli. Non serve la scala, in un attimo puoi spostare e orientare la luce con una tige in carbonio e un magnete. Per noi Pixy dà il massimo quando è in gruppo. Si può comporre e ricombinare a piacere.

Déplacez votre table. Pixy suivra

Pixy n'est jamais fixe. Il est toujours flexible. Ce qui fait de lui le choix idéal pour les restaurants et les bars où le déplacement des tables est une routine quotidienne. Avec une petite tige de carbone et un aimant, vous pouvez instantanément déplacer et rediriger la lumière sans utiliser l'échelle. Nous pensons que Pixy est plus joli lorsqu'il est groupé. Combinez la composition encore et encore.





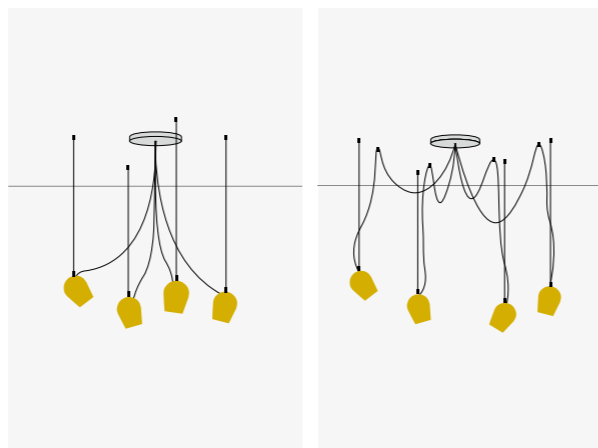


Magnetic holder for maximum flexibility

Adjust the suspension height by cutting the carbon rod stick

Step-less orientation

The magnet allows step-less orientation. This gives you freedom when moving and redirecting the light to the desired position. It comes very useful in situations where moving furniture is a daily routine.



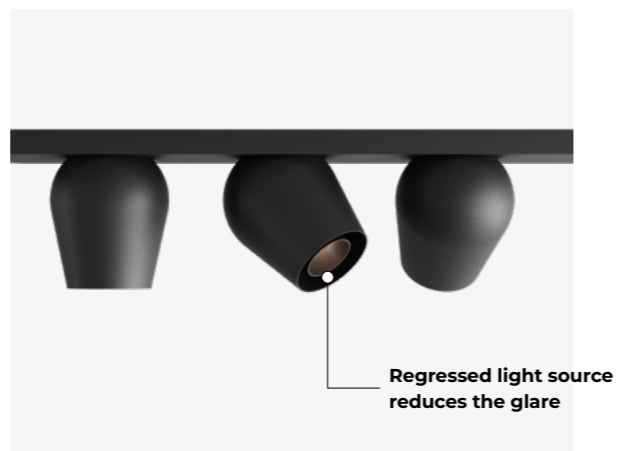
Combine your favourite composition

With cluster installation you can combine up to seven spots. Cables can become part of the design and remote power-in position will no longer be a problem.



Aesthetic solution for concrete ceilings

The driver is integrated into the ceiling cup, so it is appropriate for installing it when you can't have a remote driver. Thanks to the magnets, Pixy can be simply adjusted to the desired direction.



Regressed light source reduces the glare

One bar, 3 or 5 spots

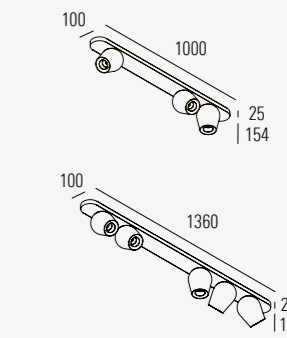
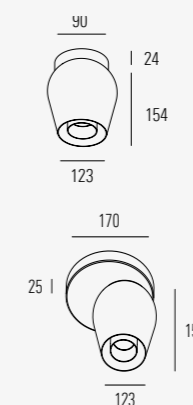
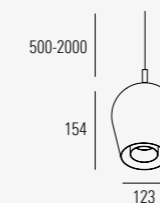
Why having many single ceiling cups when you can have only one aesthetic bar with integrated driver? 3 or 5 spots can be flexibly rotated and dimmed.

Pixy

Technical Overview



	S Suspended	C/W, C/W D Ceiling / Wall with integrated driver	C/W-BAR 3 / 5 Ceiling / Wall with integrated driver
Beam angle	30°, 50°	30°, 50°	30°, 50°
Orientation	± 95° / 360°	± 58° / 360°	± 58° / 360°
Luminaire luminous flux	Up to 1300 lm	Up to 1300 lm	3x / 5x up to 1300 lm
LED colour	927, 930, 935	927, 930, 935	927, 930, 935
Driver	Casambi, DALI-2, FO	Casambi, DALI-2, FO	Casambi, DALI-2, FO
Driver position	Ceiling cup / Remote	Ceiling cup (C/W D), Remote (C/W)	Ceiling bar
Dimensions			



Standard: WHM BKM BGC BBC BOC Special colours:



Light source: High-power COB LED, CRI>90, MacAdam_s2, 50.000h L90 B10 at 35°C. **Optic:** Highly efficient with uniform distribution, metalized polycarbonate with lacquer finish. **Body:** Steel-sheet, powder or PVD coated. **Ceiling cup:** Ceiling cup with or without driver or ceiling bar with integrated driver must be ordered separately. **Control gear:** Constant current driver (order separately). In the Pixy C Bar integrated highly-efficient driver with fixed output (FO) or dimmable (DALI-2, TD, Casambi). **Power supply:** 250 - 450mA / 230V 50Hz.

Sorgente: COB LED High-power, CRI>90, MacAdam_s2, 50.000h L90 B10 a 35°C. **Ottica:** Ottica ad alta efficienza con distribuzione uniforme, policarbonato metallizzato tramite laccatura. **Corpo:** Lamiera d'acciaio, verniciato a polvere o PVD. **Rosone:** Rosone con o senza alimentatore da ordinare separatamente o sistema C BAR con alimentatore integrato da ordinare separatamente. **Alimentatore:** Alimentatore a corrente costante (ordinare separatamente). Nella Pixy C Bar è compreso alimentatore ON-OFF (FO) o dimmerabile (DALI-2, TD, Casambi). **Alimentazione:** 250 - 450mA / 230V 50Hz.

Source de luminaire: LED haute puissance, IRC > 90, MacAdam_s2, 50.000h L90 B10 à 35°C. **Optique:** Haute efficacité avec une distribution uniforme, polycarbonate métallisé avec finition laquée (moyen, large). **Corps:** Tôle d'acier, poudre ou PVD. **La patère:** Patère avec ou sans le ballast ou la barre de plafond avec ballast intégré doit être commandé séparément. **Alimentation:** Driver à courant constant - à commander séparément. **Alimentation:** 250 - 450mA / 230V 50Hz.



BIGSEE
PRODUCT DESIGN
AWARD
2019



BY CHICAGO ATHENAEUM



Zoe

Light up your creativity

Creative. Unique. Yours.

Mix and match your favourite combination of five different shapes and an on-trend colour palette to create something that fits your wishes like a glove. The finest materials, green technologies and sophisticated production are reflected in top-notch design and give this decorative element a chance to create the ambience of your dreams.

Whether planning a home, a restaurant, a hotel or a store, Zoe finds its place in minimalistic, Scandinavian influenced, urban interiors and turns it into something truly beautiful.

Creativo. Esclusivo. Tuo.

Crea la tua composizione preferita mescolando ed abbinando cinque forme diverse e una gamma di colori alla moda che vestirà i tuoi desideri, come un guanto. I materiali migliori, tecnologie sofisticate ed ecologiche si riflettono in un design di alto livello conferendo a questo prodotto decorativo la capacità di creare l'atmosfera dei tuoi sogni.

Progettando una casa, un ristorante, un hotel o un negozio, Zoe troverà collocazione in interni minimalisti, con influenze scandinave e urbane, trasformando ogni cosa che illumina nel bello assoluto.

Créatif. Unique. Vôtre.

Mélanges et assortissez votre combinaison préférée de cinq formes différentes et une palette de couleurs tendance pour créer ce qui répondre comme un gant à vos attentes. Les matériaux les plus fins, les technologies écologiques et la fabrication sophistiquée se reflètent dans une conception parfaite et donnent à cet élément décoratif une chance de créer l'ambiance de vos rêves.

Que vous planifiez la construction d'une maison, d'un restaurant, d'un hôtel ou d'un magasin, Zoe trouve sa place dans des intérieurs minimalistes urbains et influencés par la Scandinavie qui en font quelque chose de vraiment beau.







Prestigious look with golden inner colour

The golden funnel gives the product a prestigious look, and the emitted light seems warmer. With the white interior, you can reach higher lumen output. The third option is the same colour for both interior and exterior.



Carefully designed details

Zoe boasts seamless joints either between two shapes but also between the power cable and the luminaire itself.



Creative. Unique. Yours.

Be creative. Mix and match your favourite shapes and trendy colours to create something unique, only yours.



Always trendy

Clean basic shapes and selected colours are always trendy, no matter the style of your furniture and interior.

Zoe

Technical Overview



FAMILY MEMBER	TECH. SPECS			
	LUMINAIRE LUMINOUS FLUX	LED COLOUR	DRIVER	DRIVER POSITION
 Z7 Ø86 230	 Z8 Ø210 230	 Z2 Ø210 230	 Z1 Ø132 230	Up to 1250 lm 927, 930, 935 Casambi, DALI-2, FO Ceiling cup / Remote
 Z3 Ø86 345	 Z4 Ø210 345	 Z5 Ø210 345	 Z6 Ø132 345	
COLOURS				

The inner colour is the same as the bottom part, white or gold.



GRO

CASAMBI



WARRANTY



Light source: High-power COB LED, CRI>90, MacAdam≤2, 50.000h L90 B10 at 35°C. **Optic:** Satined prismatic lens dome for uniform light distribution. **Body:** Aluminium, powder coated. **Ceiling cup:** Ceiling cup with or without driver must be ordered separately. **Control gear:** Constant current driver - order separately. **Power supply:** 150 - 350mA / 230V 50Hz.

Sorgente: COB LED High-power, CRI>90, MacAdam≤2, 50.000h L90 B10 a 35°C. **Ottica:** Lente prismatic satinata a cupola per una distribuzione uniforme della luce. **Corpo:** Alluminio, verniciatura a polvere. **Rosone:** Rosone con o senza alimentatore da ordinare separatamente. **Alimentatore:** Alimentatore a corrente costante - ordinare separatamente. **Alimentazione:** 150 - 350mA / 230V 50Hz.

Source de luminaire: LED haute puissance, IRC > 90, MacAdam≤2, 50.000h L90 B10 à 35°C. **Optique:** Lentilles prismatic satiné pour une répartition uniforme de la lumière. **Corps:** Revêtement aluminium à poudre. **La patère:** Patère avec ou sans driver doit être commandé séparément. **Alimentation:** Driver à courant constant - à commander séparément. **Alimentation:** 150 - 350mA / 230V 50Hz.



BY CHICAGO ATHENAEUM



red dot design award
winner



GOOD
DESIGN
AWARD
TOKYO



Dawn

Morning light

Turning dark to dawn one light at a time

Dawn is the perfect luminaire for all romantics who love soft early morning light. Unlike other luminaires which have their light source located in the centre, Dawn hides its source behind the edge and only reveals soft uniform illumination, comparable to the morning dawn.

Dawn boasts elegant details such as a single piece frame, delicate edge design and 100% clean interior, with no visible elements. It's a luminaire that pays attention to the details by turning a power cable to an eye-catching element and it's a perfect example of how to elevate a standard decorative product to a unique lighting experience.

Trasforma il buio in un'alba, con un solo prodotto

Dawn è l'apparecchio perfetto per i romantici che amano la tenue luce del primo mattino. A differenza di altri prodotti dotati di sorgente al centro del diffusore, Dawn nasconde la sorgente all'interno del bordo, regalando un'illuminazione morbida e uniforme, paragonabile all'alba dell'alba.

Gli eleganti dettagli di Dawn sono un telaio monoblocco, un design sinuoso con interni pulitissimi, assenza di elementi visibili. La cura del dettaglio si esprime anche attraverso il cavo di alimentatore che diventa un elemento veramente affascinante, tipico esempio di come elevare un comune prodotto decorativo a un'esperienza di illuminazione unica.

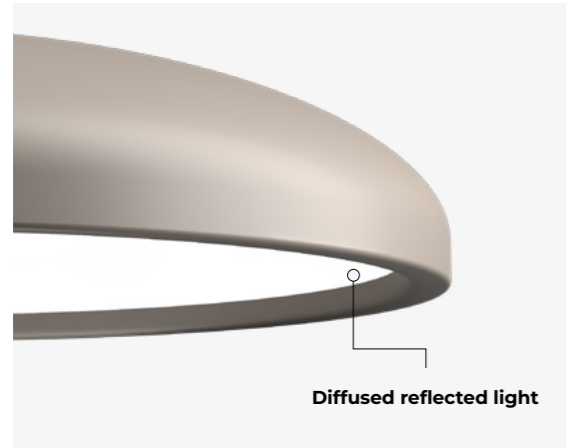
Transformer l'obscurité en aube en une seule lumière

Dawn est le luminaire parfait pour tous les romantiques qui aiment la douce lumière du matin. Contrairement à d'autres luminaires dont la source lumineuse est située au centre, la source de Dawn est dissimulée derrière le bord et ne révèle qu'un éclairage doux et uniforme, comparable à celui de l'aube du matin.

Dawn se démarque par des détails élégants tels qu'un cadre d'un seul tenant, une bordure au design raffiné et un intérieur 100 % lisse, sans éléments visibles. C'est un luminaire qui est soucieux des détails en transformant un câble d'alimentation en un élément qui attire l'œil et c'est un exemple parfait de la façon de transformer un produit décoratif standard en une expérience d'éclairage unique.



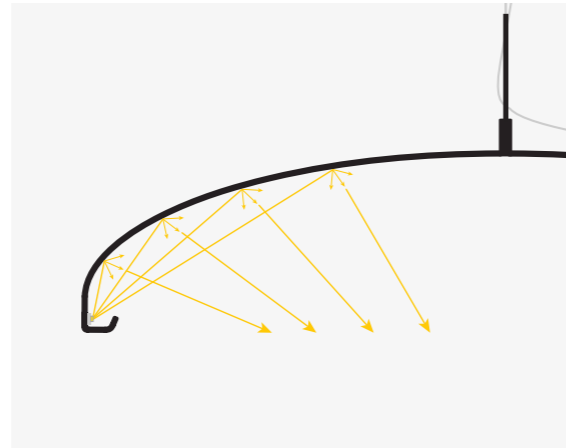




Diffused reflected light


Made from a single piece

There are no joints. Dawn is made out of a single piece of aluminium which makes its surface even smoother, more uniform and sophisticated.




Soft diffused light without a diffuser

Dawn reveals a soft, uniform and reflected light with no hard shadows and contrasts.



100% clean interior

As the light source is completely hidden under the edge, the interior of the luminaire is clean, with no screws or suspensions.



The colour of the lamp stand comes in the same colour as the luminaire

Universal plug

Power switch on floor version is equipped with universal plug (EU, UK, US).

Dawn

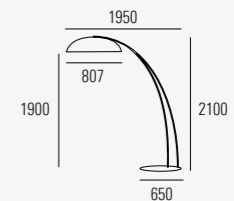
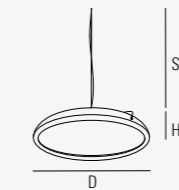
Technical Overview



S
Suspended

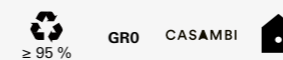
F
Floor

Luminaire luminous flux	Suspended	Floor
Ø600	Up to 2100 lm	-
Ø800	Up to 2750 lm	Up to 2750 lm
Ø1000	Up to 3650 lm	-
Light distribution	Soft diffused light	Soft diffused light
LED colour	927, 930, 935, 940	927, 930, 935, 940
Driver	Casambi, DALI-2, FO	TD - Touch dim
Driver position	Ceiling cup / Remote	Integrated on universal plug
Dimensions	DxH (mm): 616x132, 807x173, 1062x228 SH (mm): 1500, 3000, 5000	



*The Dawn F base is always in structural black colour.

Standard*: WHM BKM WHG BKG Special colours:



Light source: High-flux LED strip, CRI>90, MacAdam≤2, 50000h L90 B10 at 35°C. **Optic:** Perimetric indirect light system with gradient. **Body:** Aluminium, powder coated. **Ceiling cup:** Ceiling cup with or without driver must be ordered separately. **Control gear:** Constant voltage driver - order separately. **Power supply:** 24V DC.

Sorgente: Strip LED High-flux, CRI>90, MacAdam≤2, 50.000h L90 B10 a 35°C. **Ottica:** Luce perimetrale indiretta con profilo inclinato. **Corpo:** Alluminio, verniciatura a polvere. **Rosone:** Rosone con o senza alimentatore da ordinare separatamente. **Alimentatore:** Alimentatore a tensione costante - ordinare separatamente. **Alimentazione:** 24V DC.

Source de luminaire: Haut rendement LED strip, CRI>90, MacAdam≤2, 50000h L90 B10 à 35°C. **Optique:** Système de lumière indirecte périmétrique avec gradient. **Corps:** Revêtement aluminium à poudre. **La patère:** Patère avec ou sans driver doit être commandé séparément. **Alimentation:** Driver à tension constante - à commander séparément. **Alimentation:** 24V DC.



Black Hole

Extreme phenomenon

Its perfection absorbs you

This is a story of how the light found the way out of the black hole to enlighten your space. Black hole is a perfect luminaire for all your galaxies – home, office, hospitality. Because of its size and distinct look it has absolutely no chance to stay invisible.

It is multifunctional. It offers different possibilities of illumination. The acoustic surface reduces noise and improves speech audibility. With its integrated Bluetooth loudspeaker, you can listen to your favourite music, and its sophisticated design brings a touch of luxury to your space. Last but not least, the atmosphere it creates might help you find the way out whenever you feel stuck in a black hole.

La perfezione ti cattura

Black hole narra di come la luce trova la strada per uscire da un buco nero e illumina i tuoi spazi. È la soluzione perfetta per le galassie della tua vita: casa, ufficio, alberghi. Non rischia davvero di passare inosservata, sia per le dimensioni che per il design esclusivo.

È multifunzionale, dispone di diverse modalità di illuminazione. La superficie acustica abbassa il rumore e migliora l'intelligibilità del parlato. La tua musica viene diffusa dall'altoparlante bluetooth integrato e i tuoi spazi vengono resi sontuosi dal sofisticato design. Ma, soprattutto, l'atmosfera che si crea ti aiuta a trovare la tua personale via d'uscita ogni volta che ti senti bloccato in un buco nero.

Sa perfection vous absorbe

C'est l'histoire de la façon dont la lumière a trouvé le moyen de sortir du trou noir pour éclairer votre espace. Le trou noir est un luminaire parfait pour toutes vos galaxies - maison, bureau, hospitalité. En raison de sa taille et de son aspect distinct, il n'a absolument aucune chance de rester invisible.

Il est multifonctionnel. Il offre différentes possibilités d'illumination. Sa surface acoustique réduit le bruit et améliore l'audibilité de la parole. Avec son haut-parleur Bluetooth intégré, vous pouvez écouter votre musique préférée et son design sophistiqué apporte une touche de luxe à votre espace. Enfin, l'atmosphère qu'il crée peut vous aider à trouver la sortie, lorsque vous vous sentez coincé dans un trou noir.

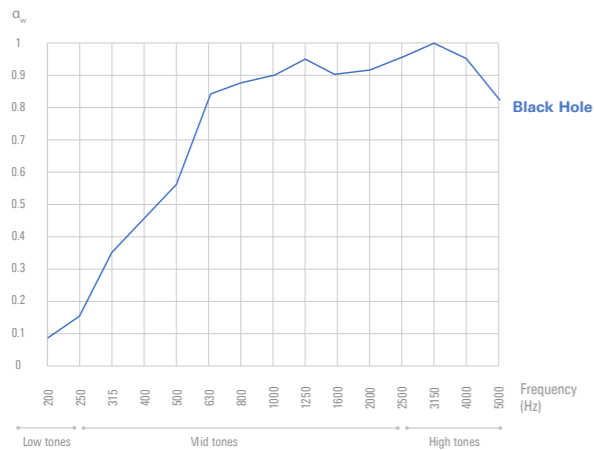






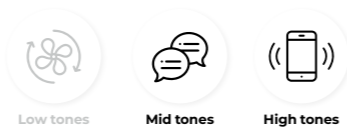
Dome-shaped black interior

MAIN FEATURES



Noise reduction

The noise level in a space has an impact on the well-being. The big acoustic surface of Black Hole reduces the noise pollution in the space and improves the acoustics.



Bluetooth Sound System

With the use of wireless Bluetooth technology, you can connect smartphones, computers, or tablets and enjoy your favourite music with a built-in speakers system.

FEATURES:

Output power: 4x30W | Peak power: 4x50W | Dynamic frequency response range: 100 Hz - 15000 Hz +/- 3 dB, 80 Hz - 20000 Hz +/- 5 dB | Bluetooth version: 5.1




Black Hole

Technical Overview



FAMILY MEMBER



TECH. SPECS

LUMINAIRE LUMINOUS FLUX	LIGHT DISTRIBUTION	LED COLOUR	DRIVER
Up to 4600 lm	Direct 50% / Indirect 50%	927, 930, 935, 940	Casambi, DALI-2
MATERIAL	SOUND ABSORBING SURFACE	SUSPENSION HEIGHT	
Perforated eco leather	1 m ²	1500, 3000, 5000 mm	

MATERIALS



GRO CASAMBI



Light source: High-flux LED strip, CRI>90, MacAdam≤2, 50000h L90 B10 at 35°C. **Optic:** Satin opal polycarbonate diffuser (SOP). **Body:** Aluminium dome, powder coated, with faux leather upholstery. **Ceiling cup:** The ceiling cup and suspension set must be ordered separately. Find out more on the technical pages or online product configurator. **Control gear:** Integrated highly-efficient dimmable driver (DALI-2, TD, Casambi) - separate switching. **Power supply:** 230V 50Hz.

Sorgente: Strip LED High-flux, CRI>90, MacAdam≤2, 50.000h L90 B10 a 35°C. **Ottica:** Diffusore in polycarbonato opale satinato (SOP). **Corpo:** Cupola in alluminio, verniciata a polvere, con rivestimento in ecopelle. **Rosone:** Il rosone e il kit di sospensione devono essere ordinati separatamente. Maggiori informazioni nelle pagine relative alle caratteristiche tecniche o sul configuratore del prodotto on line. **Alimentatore:** Driver dimmerabile integrato ad alta efficienza (DALI2, TD, Casambi) – comando separato. **Alimentazione:** 230V 50Hz.

Source de luminaire: Haut rendement LED strip, CRI>90, MacAdam≤2, 50000h L90 B10 à 35°C. **Optique:** Diffuseur polycarbonate opal satiné (SOP). **Corps:** Dôme en aluminium, enduit de poudre, avec revêtement en similicuir. **La patère:** La patère et les filins de suspension doivent être commandés séparément. **Alimentation:** Driver intégré haute efficacité dimmable (DALI2, TD, Casambi) – commande séparée. **Alimentation:** 230V 50Hz.



Eyen

The piece

All who enter the room will look up

Eyen is a remarkable piece, meant for special offices, where you want something unique and different. Because of its outstanding design, it can't go unnoticed. Its feather-light carbon fibre body links spots which illuminate each surface optimally, without shadows. Its indirect light creates a calm atmosphere that stimulates concentration and relieves stress.

Non sfugge allo sguardo

Eyen è un prodotto straordinario, concepito per uffici particolari, in cui si desidera quel tocco unico e diverso. Grazie al suo design eccezionale, non può passare inosservato. La sua struttura in fibra di carbonio, leggera come una piuma, collega i faretto che illuminano ogni superficie in maniera ottimale, senza creare ombre. La sua luce indiretta dà origine a un'atmosfera calma che stimola la concentrazione e riduce lo stress.

Tous ceux qui entrent dans la pièce lèvent les yeux

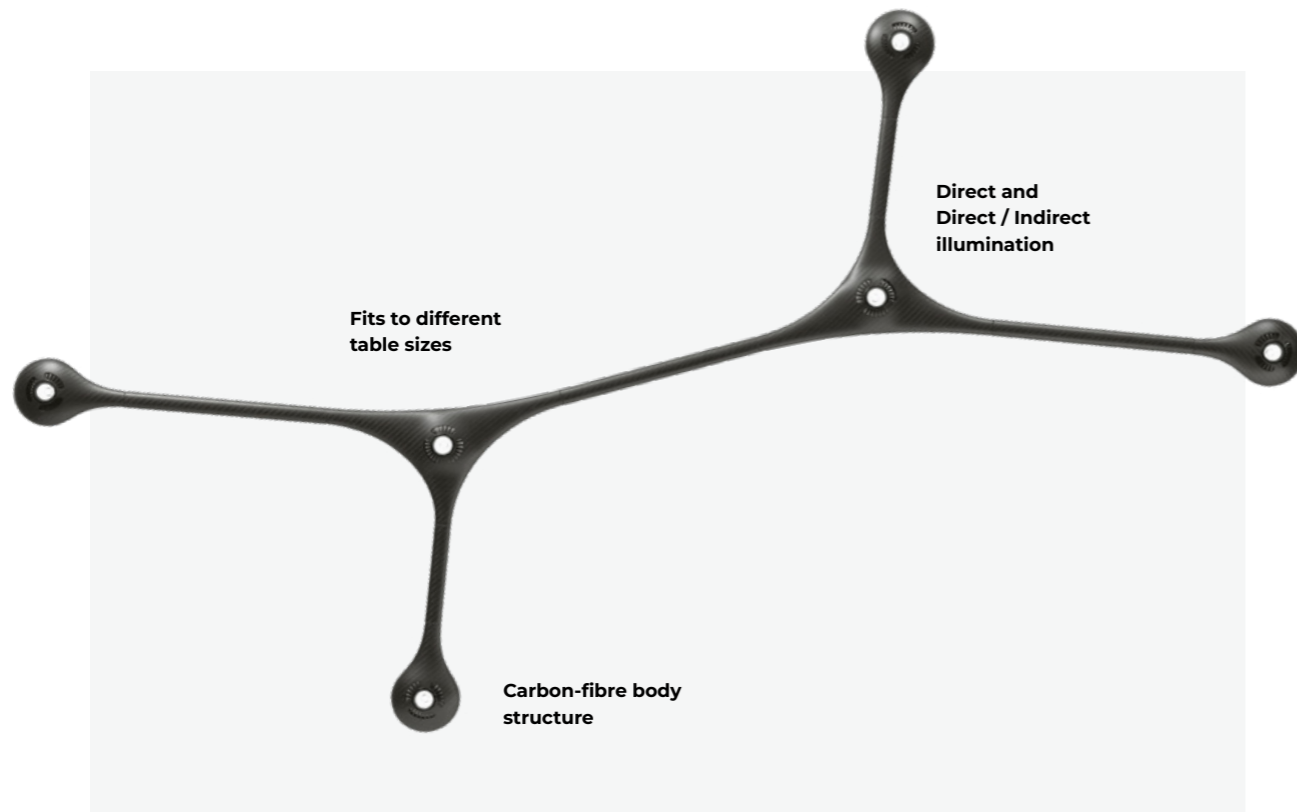
Eyen est une pièce remarquable, conçue pour les bureaux spéciaux, où vous voulez quelque chose d'unique et de différent. Grâce à son design exceptionnel, elle ne peut pas passer inaperçue. Sa structure en fibre de carbone, légère comme une plume, relie des spots qui éclairent chaque surface de manière optimale, sans ombres. Sa lumière indirecte crée une atmosphère calme qui favorise la concentration et soulage le stress.





Habana, Netanya, Israel / Architecture: Hadas Makov / Lighting Designer: Kobi Rozental / Photography: Yoav PeLED



MAIN FEATURES

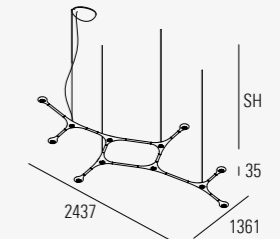
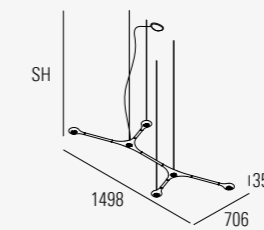


Eyen

Technical Overview



	S 6 Suspended Direct	S/SDI 12 Suspended Direct, Direct / Indirect
Beam angle	55°	55°
Spot	6x	12x, Direct 12x / Indirect 8x
Luminaire luminous flux		
Direct	3100 lm	6100 lm
Indirect	-	3100 lm
LED colour	930, 940	930, 940
Driver	Casambi, DALI-2	Casambi (S), DALI -2 (S, SDI)
Material	Carbon-fibre body structure	Carbon-fibre body structure
Colour		
Dimensions	SH (mm): 1500, 3000, 5000	SH (mm): 1500, 3000, 5000



GR1 CASAMBI 



Light source: High-power COB LED, CRI>90, MacAdam≤2, 50.000h L90 B10 at 35°C. **Optic:** Highly efficient with uniform distribution, metalized polycarbonate with lacquer finish. **Body:** Carbon-fibre structure. **Control gear:** Integrated highly-efficient driver dimmable (DALI-2, Casambi). **Power supply:** 230V 50Hz.

Sorgente: COB LED High-power, CRI>90, MacAdam≤2, 50.000h L90 B10 a 35°C. **Ottica:** Ottica ad alta efficienza con distribuzione uniforme, polycarbonato metallizzato tramite laccatura. **Corpo:** Struttura in fibra di carbonio. **Alimentatore:** Alimentatore dimmerabile ad alta efficienza integrato (DALI-2, Casambi). **Alimentazione:** 230V 50Hz.

Source de luminaire: LED haute puissance, IRC > 90, MacAdam≤2, 50.000h L90 B10 à 35°C. **Optique:** Haute efficacité avec une distribution uniforme, polycarbonate métallisé avec finition laquée. **Corps:** Structure en fibre de carbone. **Alimentation:** Driver intégré haute efficacité gradable (DALI-2, Casambi). **Alimentation:** 230V 50Hz.

GOOD
DESIGN

BY CHICAGO ATHENAEUM

GOOD
DESIGN



red dot design award
winner



Pyrymyd

Ec(h)o friendly

No noise. No glare. No pollution.

You can finally forget about those unaesthetic acoustic ceilings. Here is Pyrymyd, an advanced all-in-one product, able to create various scenarios and personalized micro ambiances. Therefore, it is a perfect pick for offices and large open spaces.

3D ecofriendly acoustic panels are made from 100 % recyclable fibre, in order to guarantee an echo friendly acoustic performance. And above all things, it provides efficient homogeneous light distribution.

Non ammette rumori. Non abbaglia. Non inquina.

Puoi finalmente dire addio agli antiestetici controsoffitti insonorizzati. Ora c'è Pyrymyd, un prodotto avanzato all-in-one, che sa creare nuovi scenari e microambienti personalizzati. La scelta perfetta per gli uffici e i grandi open space.

I pannelli acustici stampati in 3D sono prodotti con fibra riciclabile al 100%, e assicurano performance acustiche davvero eco-friendly. Ma soprattutto una distribuzione della luce efficace ed omogenea.

Pas de bruit. Pas d'éblouissement. Pas de pollution.

Vous pouvez enfin oublier ces plafonds acoustiques inesthétiques. Voici Pyrymyd, un produit avancé tout-en-un, capable de créer divers scénarios et des micro-ambiances personnalisées. Il s'agit donc d'un choix idéal pour les bureaux et les grands espaces ouverts.

Les panneaux acoustiques 3D sont fabriqués en fibre 100 % recyclable, afin de garantir une performance acoustique respectueuse de l'écho. Et surtout, ils assurent une distribution homogène et efficace de la lumière.







Pyrymyd LFO / Pyrymyd Verso with LFO light scene

Watch video



Pyrymyd DECO / Pyrymyd Verso with DECO light scene



It's a luminaire. It's a ceiling. It improves the acoustics.

Pyrymyd is uncompromising. It guarantees excellent lighting, outstanding acoustic performance, and a complete ceiling solution — addressing three key challenges at once and mastering each of them. And on top of it all, installation is easy.

LFO OPTICS

A guarantee of maximum comfort

Choose LFO optics when you want to illuminate the space pleasantly without seeing the light source. Due to special design of Bartenbach LFO optic, it may look as if it's off, but the light is always there.



Photography: Daniel Moulinet



Photography: Daniel Moulinet

DECO OPTICS

Random patterns of light

If you're looking for a completely different effect, where light takes on a decorative role with playful, random patterns, choose Pyrymyd DECO. You can also combine it with Pyrymyd Dark (acoustic panel only).

VERSO OPTICS

Verso is all about versatility

Its modules combine both LFO and DECO optics, allowing you to switch seamlessly between different lighting scenarios. You can cover an entire surface with Verso modules, or highlight just a selected part.





Various colour options

UGR <19

Made from 60% recycled material (GR)

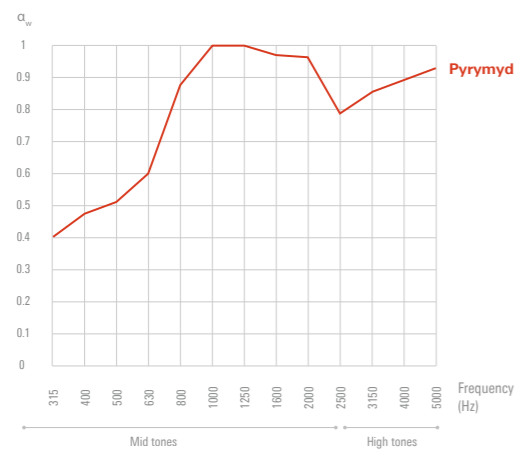
End of life: 100% recyclable fibre

Pyrymyd

Technical Overview



	LFO	DECO	VERSO Dual mode
Glare control	UGR<19	UGR<19	UGR<19
Optics	LFO (MD / WD*)	Diffused	LFO + Diffused
Luminaire luminous flux	Up to 900 lm (@800mA)	Up to 610 lm (@500mA)	Up to 680 lm (@300mA)
N° of spots / panel	4	5	5 DECO + 3 LFO (MD*)
LED colour	927, 930, 935, 940	927, 930, 935, 940	927, 930, 935, 940
Driver	Casambi, DALI-2	Casambi, DALI-2	Casambi, DALI-2
Driver position	Remote	Remote	Remote
Material	Thermoformed acoustic felt	Thermoformed acoustic felt	Thermoformed acoustic felt
Sound absorbing surface	0,6 m²	0,6 m²	0,6 m²
Reaction to fire classification	B – s2, d0	B – s2, d0	B – s2, d0



Maximum acoustic comfort


Pyrymyd delivers highly effective high-frequency sound absorption, reaching Class A rating according to ISO 11654.




INSTALLATION TYPE




Watch installation video



Click system with minimal distance between the panels and the ceiling.



Suspended installation with side profile.



Acoustic only panel DARK is also available to combine with other versions. Verso version is wired for separate switching of Deco and LFO spots.
*LFO (MD - medium distribution / WD - wide distribution)


Colours:



Light source: High-power COB LED, CRI>90, MacAdam≤2, 50.000h L90 B10 at 35°C. **Optic:** Acrylic glare-free LFO lens / Satined prismatic lens dome for uniform light distribution. **Body:** Thermoformed acoustic felt. **Control gear:** Order separately. **Power supply:** Constant current driver, max 800mA.

Sorgente: COB LED High-power, CRI>90, MacAdam≤2, 50.000h L90 B10 a 35°C. **Ottica:** Lente acrilica anti-abbagliamento LFO / Lente prismatic satinata a cupola per una distribuzione uniforme della luce. **Corpo:** Feltro acustico termoformato. **Alimentazione:** Ordinare separatamente. **Alimentazione:** Driver a corrente costante, max 800mA.

Source de luminaire: LED haute puissance, IRC > 90, MacAdam≤2, 50.000h L90 B10 à 35°C. **Optique:** Lentille LFO acrylique sans éblouissement / Lentilles prismatic satiné pour une répartition uniforme de la lumière. **Corps:** Feutre acoustique thermoformé. **Alimentation:** À commander séparément. **Alimentation:** Driver à courant constant, max 800mA.



Futon

Circles of light

Acoustic. Mirror. O.
Three versions of thin elegance.

Futon comes in three versions. All different all unique all multipurpose.

Futon Acoustic is perfect when you want to combine unique ambient lighting, functionality of acoustics and trendy colours. Futon O, a shining ring, makes your walls shine in a different way, while Futon Mirror is a mirror and a lamp all-in-one. Alone or in a creative composition, Futon gives its best.

Acoustic. Mirror. O. Tre versioni diverse della stessa sottile eleganza.

Futon è disponibile in tre versioni. Tutte diverse, tutte uniche, tutte multiuso.

Futon Acoustic è perfetto quando si desidera combinare un'illuminazione unica degli ambienti, le funzionalità dell'acustica e i colori di tendenza. Futon O è un anello scintillante che fa risplendere le tue pareti in modo diverso, mentre Futon Mirror è sia uno specchio che una lampada. Da solo o in una composizione creativa, Futon offre sempre il meglio di sé.

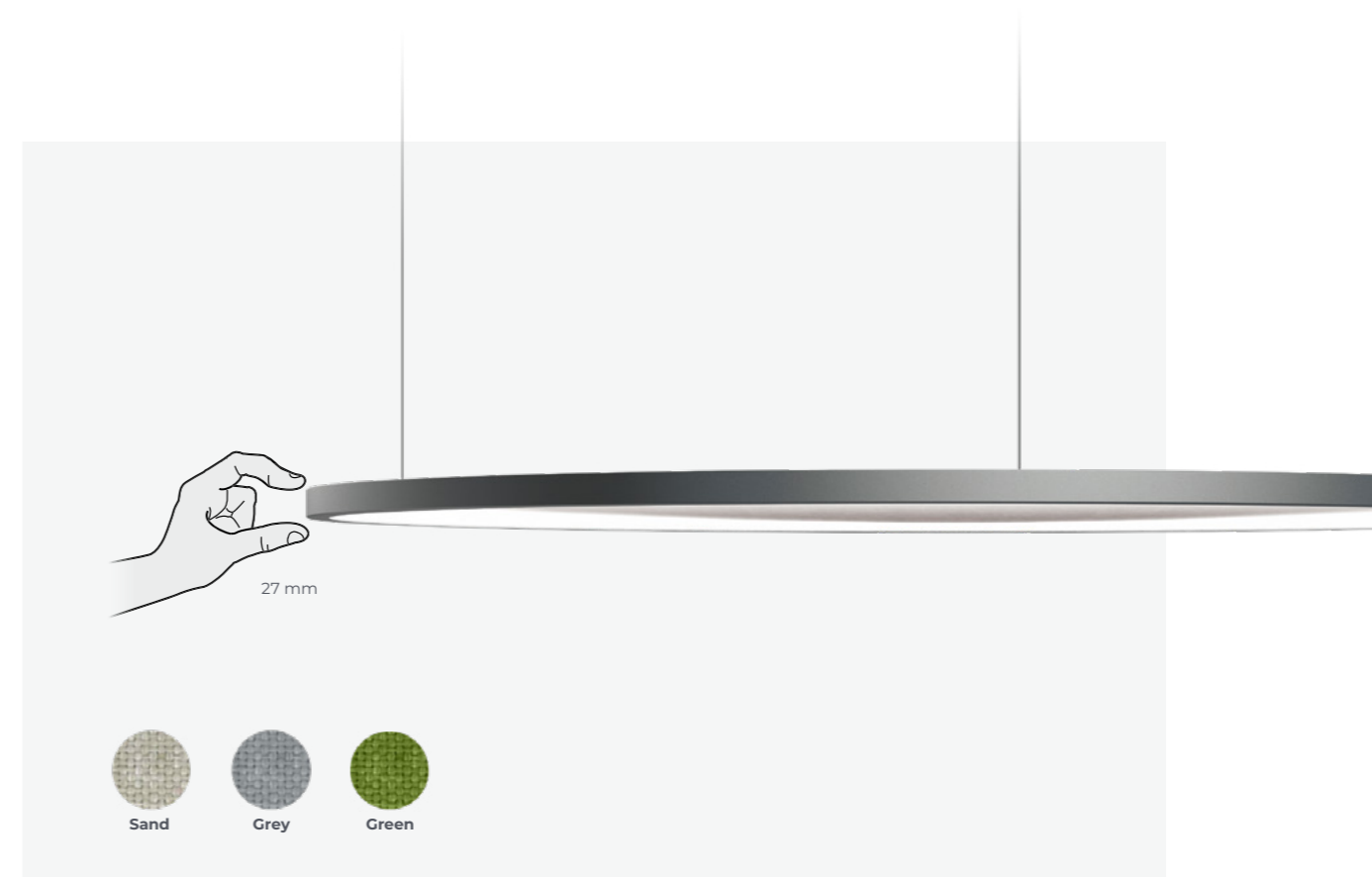
Acoustic. Mirror. O. Trois versions d'une fine élégance.

Futon est disponible en trois versions. Tous différents, tous uniques, tous polyvalents.

Futon Acoustic est parfait lorsque vous souhaitez combiner un éclairage d'ambiance unique, une fonctionnalité acoustique et des couleurs tendance. Futon O, anneau brillant, fait briller vos murs d'une manière différente, alors que Futon Mirror est un miroir et une lampe en un seul produit. Seul ou dans une composition créative, Futon vous offre le meilleur.








MAIN FEATURES



Magnifier

Futon Mirror with a built-in 180 mm 6x magnifier brings clarity where you need it most: it is perfect for makeup, grooming, or skincare.



Rich in light effect

The hidden light source illuminates sound absorbing acoustic panel from the inner edge. Subsiding evenly, it creates a rich glow effect on the fabric and diffuse the light in the space.

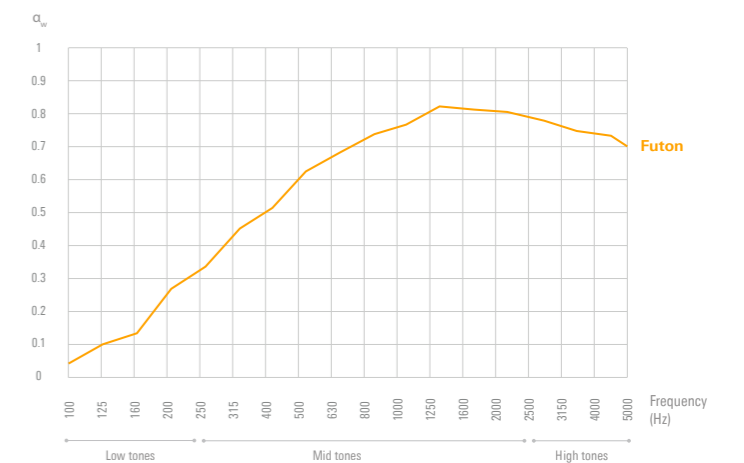
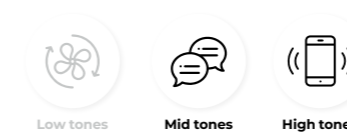
No steam on the mirror surface

This version of Futon is ideal for bathrooms, especially those with inadequate ventilation. A special mirror demister warms up the mirror at 30-35°C, a perfect temperature to prevent the mirror surface from the condensation of steam.



Maximum acoustic comfort

Futon enables effective soundproofing and sound absorbing in all areas with higher frequencies. Acoustic absorption: Class B



Futon

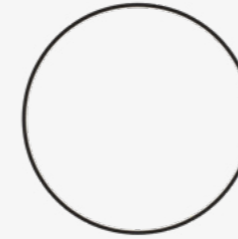

Technical Overview



S
Suspended



C/W
Ceiling / Wall



Acoustic

SD Acoustic
Suspended double

SD Acoustic Satin Opal
Suspended double

O


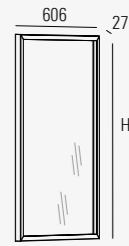
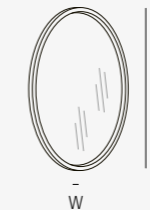
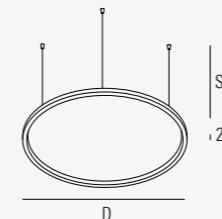
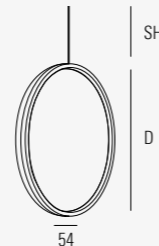
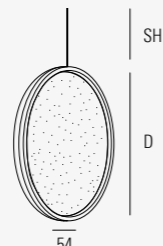
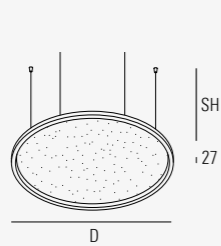
Mirror Round
Front illumination, Backlight (WDI)

Mirror Oval
Front illumination

Mirror Rectangular
Front illumination

Luminaire luminous flux	Up to 1600 lm	Up to 2100 lm	Up to 6000 lm	Up to 2450 lm	Up to 2250 lm	Up to 2500 lm	Up to 3350 lm
Optic	SOP	SOP	SOP	SOP	SOP	SOP	SOP
LED colour	927, 930, 935	927, 930, 935	927, 930, 935	927, 930, 935	927, 930, 935	927, 930, 935	927, 930, 935
Driver	Casambi, DALI-2, FO	Casambi, DALI-2, FO	Casambi, DALI-2, FO	Casambi, DALI-2, FO	Casambi, DALI-2, FO	Casambi, DALI-2, FO	Casambi, DALI-2, FO
Driver position	Remote	Ceiling cup / Remote	Ceiling cup / Remote	Ceiling cup / Remote	Integrated (WDI), Remote	Remote	Remote
Material	Recycled ISOPET acoustic panel	Recycled ISOPET acoustic panel	PMMA panel	-	Mirror	Mirror	Mirror
Mirror additional options	-	-	-	-	Heater, Magnifier, Backlight	Heater	Heater
IP Protection	IP40	IP40	IP40	IP40	IP44	IP44	IP44
Sound absorbing surface	0,3 - 2,4 m ²	0,6 m ²	-	-	-	-	-
Colour	WHM BKM CGM BGC BOC	WHM BKM CGM BGC BOC	WHM BKM CGM BGC BOC	WHM BKM CGM BGC BOC	WHM BKM CGM BGC BOC	WHM BKM CGM BGC BOC	WHM BKM CGM BGC BOC
Textile colour	● ● ●	● ● ●	-	-	-	-	-

Dimensions	D (mm): 611, 899, 1216 SH (mm): 1500, 3000, 5000	D (mm): 611 SH Rod (mm): 500 - 2000 SH Suspension set (mm): 1500, 3000, 5000	D (mm): 611 SH Rod (mm): 500 - 2000 SH Suspension set (mm): 1500, 3000, 5000	D (mm): 611, 750, 899, 1216 SH Suspension set (mm): 1500, 3000, 5000	D (mm): 611, 750, 899 W (mm): 27 (W), 60 (WDI)	H (mm): 896, 1217	H (mm): 906, 1506
-------------------	---	--	--	---	---	-------------------	-------------------



Light source: High-flux LED strip, CRI>90, MacAdam≤2, 50000h L90 B10 at 35°C.
Optic: Satin opal polycarbonate diffuser (SOP). **Body:** Extruded aluminium profile, powder coated, with acoustic panel or mirror plate and satin opal diffuser. **Ceiling cup:** Ceiling cup with or without driver must be ordered separately. **Control gear:** Constant voltage driver - order separately. **Power supply:** 24V DC.

Sorgente: Strip LED High-flux, CRI>90, MacAdam≤2, 50.000h L90 B10 a 35°C.
Ottica: Diffusore in polycarbonato opale satinato (SOP). **Corpo:** Profilo in alluminio estruso, verniciato a polvere, con pannello acustico o lastra a specchio e diffusore opale satinato. **Rosone:** Rosone con o senza alimentatore da ordinare separatamente. **Alimentatore:** Alimentatore a tensione costante - ordinare separatamente. **Alimentazione:** 24V DC.

Source de luminaire: Haut rendement LED strip, CRI>90, MacAdam≤2, 50000h L90 B10 à 35°C. **Optique:** Diffuseur polycarbonate opal satiné (SOP). **Corps:** Profilé en aluminium extrudé, thermolaqué, avec panneau acoustique ou plaque miroir et diffuseur opale satiné. **La patère:** Patère avec ou sans driver doit être commandé séparément. **Alimentation:** Driver à tension constante - à commander séparément. **Alimentation:** 24V DC.



Rynk

Subtle design. Brilliant comfort.

Born elegant, not made so.

Rynk is a refined luminaire designed to elevate the interiors with simplicity and style. Its round and oval shapes, a curated selection of trendy colours and its slim, elegant profile allow for seamless integration into a variety of interiors.

Thanks to its indirect illumination, Rynk enhances visual comfort, gently lighting up ceilings and creating a warm, welcoming ambiance. Ideal for environments where atmosphere matters.

Elegante per natura.

Rynk è una lampada raffinata, progettata per impreziosire gli interni con semplicità e stile. Le sue forme rotonde e ovali, la selezione accurata di colori di tendenza e il profilo sottile ed elegante consentono una perfetta integrazione in una varietà di spazi.

Grazie alla sua illuminazione indiretta, Rynk migliora il comfort visivo, illuminando delicatamente i soffitti e creando un'atmosfera calda e accogliente. Ideale per ambienti in cui l'atmosfera è importante.

Naturellement élégant. Tout simplement.

Rynk est un luminaire raffiné conçu pour sublimer les intérieurs avec simplicité et style. Ses formes rondes et ovales, sa sélection soignée de couleurs tendance et son profil fin et élégant permettent une intégration harmonieuse dans une grande variété d'espaces.

Grâce à son éclairage indirect, Rynk améliore le confort visuel, en illuminant délicatement les plafonds et en créant une ambiance chaleureuse et accueillante. Idéal pour les environnements où l'atmosphère est essentielle.







14 mm thin profile

When we say that Rynk is thin, we mean it. Its profile is only 14 mm wide.

Rynk Round Spot

With spotlights, you gain more freedom in creating the desired light ambience, highlight specific objects or create a more intimate atmosphere. Only indirect lighting is no longer possible when spotlights are used.

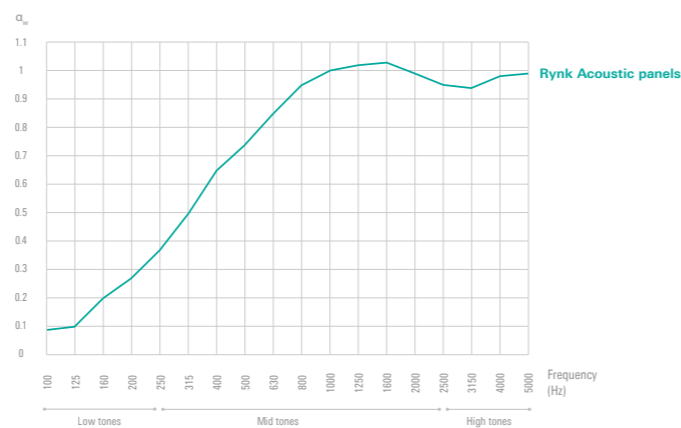
Available with 2 spotlights, or 3 on the 1200 mm version.



Acoustic panels

Enhance the acoustics of your space with our versatile panels – available in a range of colours and shapes, with or without inlays. They can be seamlessly integrated into luminaires or used as standalone features. Made from up to 60% recycled, fire-resistant material and fully recyclable, they combine design, function, and sustainability.

Reaction to fire classification: B – s2, d0 (EN13501-1:2018)



Great acoustic comfort

The panels enable effective soundproofing and sound absorbing in all areas with higher frequencies.

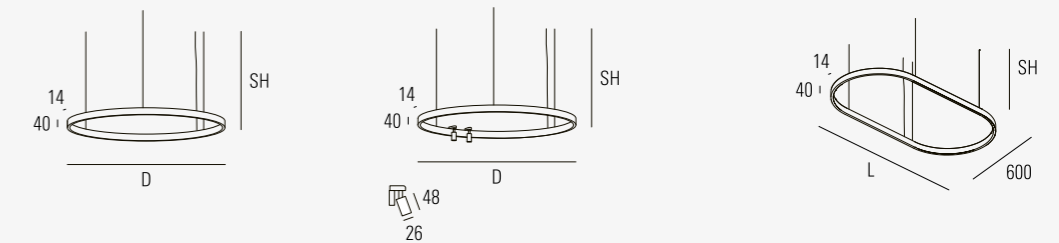


Rynk

Technical Overview

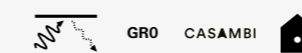


	ROUND Suspended round	ROUND SPOT Suspended round with spots	OVO Suspended oval
Luminaire luminous flux	Up to 7000 lm	Up to 3700 lm + 540 lm	Up to 7200 lm
Light distribution	Direct / Indirect	Direct / Spot	Direct / Indirect
Optics	SOP	SOP + 15°	SOP
LED colour	927, 930, 935, 940	927, 930	927, 930, 935, 940
Driver *	Casambi, DALI-2, FO	Casambi, DALI-2, FO	Casambi, DALI-2, FO
Driver position	Ceiling cup, remote	Ceiling cup, remote	Ceiling cup, remote
Acoustic panel option	Yes	No	Yes
Dimensions	D (mm): 753, 900, 1202 SH (mm): 1500, 3000, 5000	D (mm): 753, 900, 1202 SH (mm): 1500, 3000, 5000	WxL (mm): 600x1200/1600 SH (mm): 1500, 3000, 5000



* Separate switching for direct / indirect versions possible.

Standard: WHM BKM BGC BOC Acoustic: [Color swatches]



Light source: High-flux LED strip, CRI > 90, 50000 h L80 B10 at 35°C, for spot High-power COB LED, CRI > 80/90, MacAdam ≤ 2, 50.000h L90 B10 at 35°C. **Optic:** Satin opal polycarbonate diffuser (SOP) **Body:** Extruded aluminium body, powder or PVD coated. **Control gear:** Constant voltage driver - order separately. **Ceiling cup:** Ceiling cup with or without driver must be ordered separately. **Power supply:** 24V DC+700mA CC for spot

Sorgente: Strip LED ad alto flusso, CRI > 90, 50.000 h L80 B10 a 35°C; per spot LED COB ad alta potenza, CRI > 80/90, MacAdam ≤ 2, 50.000 h L90 B10 a 35°C. **Ottica:** Diffusore in polycarbonato opale satinato (SOP). **Corpo:** Corpo in alluminio estruso, verniciato a polvere o rivestito PVD. **Alimentatore:** Driver a tensione costante – da ordinare separatamente. **Rosone:** Rosone con o senza driver da ordinare separatamente. **Alimentazione:** 24V DC + 700mA CC per spot.

Source de luminaire: Haut rendement LED strip, CRI > 90, 50.000 h L80 B10 à 35°C; pour spot LED COB haute puissance, CRI > 80/90, MacAdam ≤ 2, 50.000 h L90 B10 à 35°C. **Optique:** Diffuseur en polycarbonate opale satiné (SOP). **Corps:** Corps en aluminium extrudé, peint par poudrage ou revêtu PVD. **Alimentation:** Driver à tension constante – à commander séparément. **Rosace:** Rosace avec ou sans driver à commander séparément. **Alimentation:** 24V DC + 700mA CC pour spot.



Rynk Linia

Subtle design. Brilliant comfort.

Born elegant, not made so.

Rynk Linia is a refined luminaire designed to elevate the interiors with simplicity and style. This sleek linear light, available in various lengths and a curated selection of trendy colours allow for seamless integration into a variety of interiors.

Thanks to its indirect illumination, Rynk Linia enhances visual comfort, gently lighting up ceilings and creating a warm, welcoming ambiance. Ideal for environments where atmosphere matters.

The track version allows you to insert a variety of lighting elements – from linear to spotlights – tailored to your specific needs.

Nati eleganti, non resi tali.

Rynk Linia è una lampada raffinata, progettata per impreziosire gli interni con semplicità e stile. Questa elegante lampada lineare, disponibile in diverse lunghezze e in un'accurata selezione di colori di tendenza, consente una perfetta integrazione in una varietà di interni.

Grazie alla sua illuminazione indiretta, Rynk Linia aumenta il comfort visivo, illuminando delicatamente i soffitti e creando un'atmosfera calda e accogliente. Ideale per ambienti in cui l'atmosfera è importante.

La versione a binario consente di inserire diversi elementi luminosi, da quelli lineari ai faretti, personalizzati in base alle proprie esigenze specifiche.

Naturellement élégant. Tout simplement.

Rynk Linia est un luminaire raffiné conçu pour sublimer les intérieurs avec simplicité et style. Ce luminaire linéaire au design épuré, disponible en plusieurs longueurs et dans une sélection soignée de couleurs tendance, s'intègre harmonieusement dans une grande variété d'intérieurs.

Grâce à son éclairage indirect, Rynk Linia améliore le confort visuel, en illuminant délicatement les plafonds et en créant une ambiance chaleureuse et accueillante. Idéal pour les environnements où l'atmosphère est essentielle.

La version sur rail vous permet d'intégrer toute une variété d'éléments d'éclairage, du linéaire au projecteur, pour répondre précisément à vos besoins.





Rynk Linia

Technical Overview



Rynk Linia Light line
345 mm / 642 mm
Lumen output: 240 - 500 lm
LED colour: 2700K / 3000K

Torno 12
Ø 12,5 mm; H: 22 mm
Beam angle: 24°
Lumen output: 60 lm
LED colour: 3000K

Torno 26
Ø 26 mm; H: 45 mm
Beam angle: 24°
Lumen output: 150 lm
LED colour: 3000K

Bolla 80 S
Ø 80 mm; H: 78 mm
Lumen output: 530 lm
LED colour: 3000K



14 mm thin profile

When we say that Rynk Linia is thin, we mean it. Its profile is only 14 mm wide.



Modularity

With light line and spot insets, you gain more freedom in creating the desired light ambience – highlight specific objects or create a more intimate atmosphere.

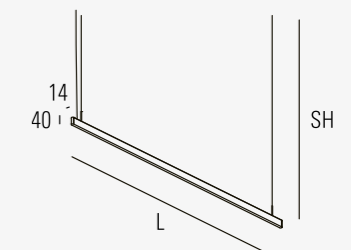
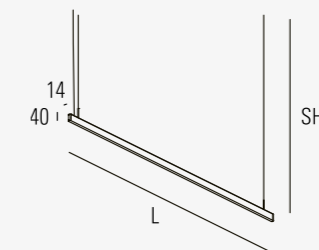


Direct, indirect or both

With its possibility of indirect illumination it creates cosiness, lights up ceilings and improves visual comfort.



	RYNK LINIA Suspended	RYNK LINIA TRACK * Suspended
Luminaire luminous flux	Up to 3250 lm	Up to 1350 lm
Light distribution	Direct / Indirect	Integrated 24V track (indirect only)
Optics	SOP	SOP
LED colour	927, 930, 935, 940	927, 930
Driver **	Casambi, DALI-2, FO	Casambi, DALI-2, FO
Driver position	Ceiling cup, remote	Ceiling cup, remote
Dimensions	L (mm): 900, 1200, 1500, 1800 SH (mm): 1500, 3000	L (mm): 900, 1200, 1500, 1800 SH (mm): 1500, 3000



The inner part of the profile is always black.
* The data refer to the indirect option only.
** Separate switching for direct / indirect versions possible.

Standard: WHM BKM BGC BOC Special colours:

GRO CASAMBI



Light source: High-flux LED strip, CRI > 90, 50000 h L80 B10 at 35°C, for spot High-power COB LED, CRI > 80/90, MacAdam ≤ 2, 50.000h L90 B10 at 35°C.
Optic: Satin opal polycarbonate diffuser (SOP) **Body:** Extruded aluminium body, powder or PVD coated.
Control gear: Constant voltage driver - order separately. **Ceiling cup:** Ceiling cup with or without driver must be ordered separately. **Power supply:** 24V DC

Sorgente: trip LED ad alto flusso, CRI > 90, 50.000 h L80 B10 a 35°C; per spot LED COB ad alta potenza, CRI > 80/90, MacAdam ≤ 2, 50.000 h L90 B10 a 35°C. **Ottica:** Diffusore in polycarbonato opale satinato (SOP). **Corpo:** Corpo in alluminio estruso, verniciato a polvere o rivestito PVD. **Apparecchiatura di comando:** Driver a tensione costante – da ordinare separatamente. **Rosone:** Rosone con o senza driver da ordinare separatamente. **Alimentazione:** 24V DC.

Source de lumiere: Bandeau LED à haut flux, CRI > 90, 50.000 h L80 B10 à 35°C ; pour spot LED COB haute puissance, CRI > 80/90, MacAdam ≤ 2, 50.000 h L90 B10 à 35°C. **Optique:** Diffuseur en polycarbonate opale satiné (SOP). **Corps:** Corps en aluminium extrudé, peint par poudrage ou revêtu PVD. **Appareillage de commande:** Driver à tension constante – à commander séparément. **Rosace:** Rosace avec ou sans driver à commander séparément. **Alimentation:** 24V DC.



BY CHICAGO ATHENAEUM



BIGSEE
PRODUCT DESIGN
AWARD
2019



Vitka

Thin line

Vitka doesn't need to hang out next to thick luminaires just to look thin

They say it's a thin line between elegance and confidence, but we say that there doesn't need to be any line at all, you can have this all together. Thanks to its application flexibility and lighting control, Vitka is one of our top notch ambient luminaires.

Discover the variety of Vitka's applications when you're creating an office, reception area, hospitality facilities or at home, and prepare for a big surprise from such a small luminaire.

Vitka non ha bisogno di essere abbinata ad apparecchi robusti per sembrare snella

Si dice che sia una linea sottile tra eleganza e sicurezza, ma secondo noi non c'è bisogno di alcuna linea. Perché è già tutto ideato e fruibile in una sola unità. Grazie alla flessibilità di applicazione e al controllo dell'illuminazione, Vitka è uno tra i nostri apparecchi di illuminazione di ambienti di prima qualità.

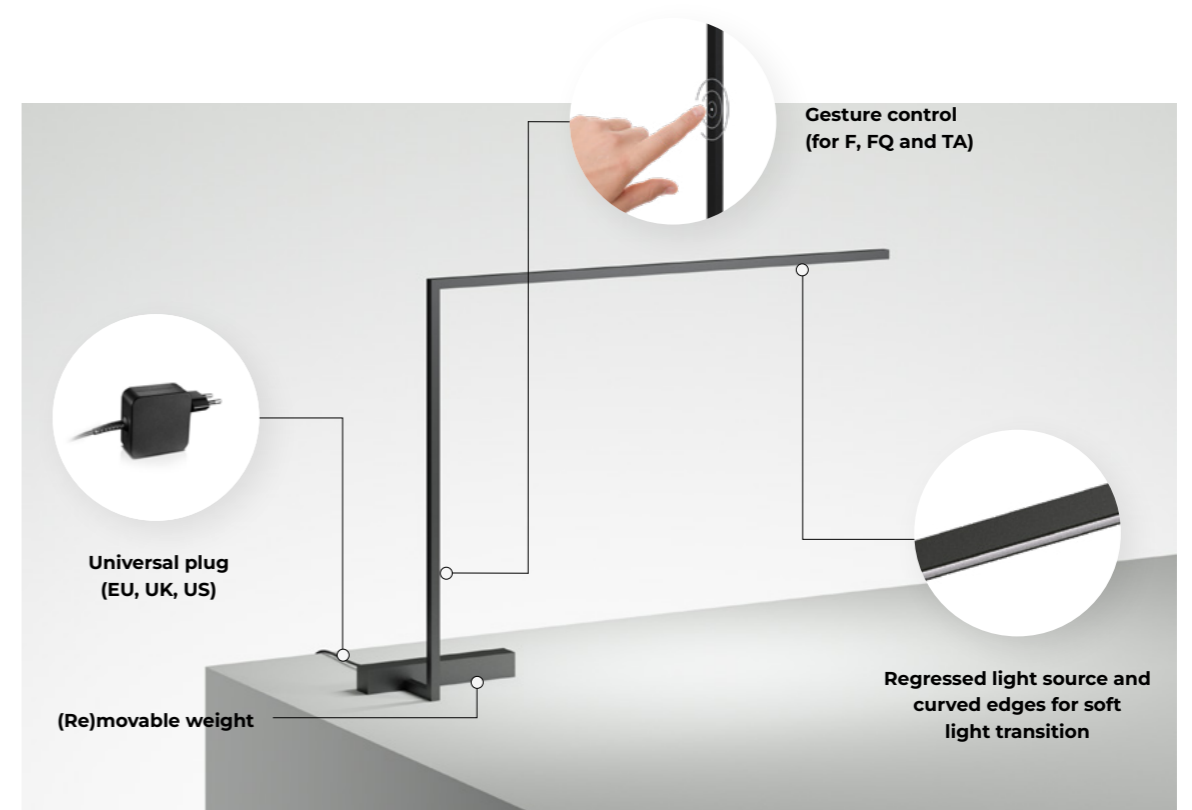
Scopri la varietà di applicazioni disponibili mentre progetti un ufficio, punti di accoglienza per alberghieri, strutture ricettive o un'abitazione, e preparati a ricevere grandi sorprese da un piccolo apparecchio.

Vitka n'a pas besoin de se confronter à des luminaires épais juste pour paraître mince

L'on entend souvent dire que la ligne de démarcation entre l'élégance et la confiance est mince, mais pour nous, pas besoin de ligne du tout, nous avons tous les deux ensemble. Grâce à sa flexibilité d'application et à sa commande de l'éclairage, Vitka est l'un de nos luminaires d'ambiance les plus performants.

Découvrez la diversité des applications Vitka lors de la création d'un bureau, d'un hall d'accueil, d'une salle de réception, d'une salle de réunion ou à la maison, et préparez-vous à une grande surprise en découvrant tout ce qu'un si petit luminaire peut faire.





MAIN FEATURES

An added value to any space

When on, its soft light creates a unique calming atmosphere. When off, it also functions as an art piece which gives character to your space.


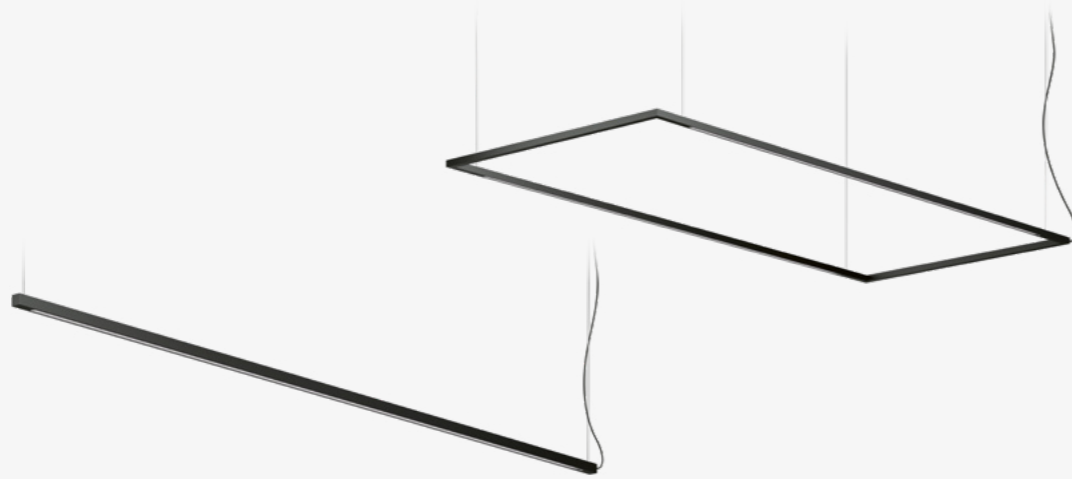


Soft ambient light

This slim luminaire brings elegance and softness with both its looks and light. The optic offers a pleasant illumination with low glare, perfect for all situations when you don't need a classic office lighting.

Vitka

Technical Overview




	S Suspended linear	SQ Suspended rectangular	F Floor linear	FQ Floor rectangular	TA Table
Luminaire luminous flux	Up to 1000 lm	Up to 3400 lm	Up to 1150 lm	Up to 1200 lm	Up to 660 lm
LED colour	927, 930	927, 930	927, 930	927, 930	930
Driver	Casambi, DALI-2, FO	Casambi, DALI-2, FO	TD (gesture control)	TD (gesture control)	TD (gesture control)
Driver position	Ceiling cup, Remote	Ceiling cup, Remote	Universal plug	Universal plug	Universal plug
Optics	SOP	SOP	SOP	SOP	SOP
Colour					
Dimensions	L (mm): 1240, 1540, 1740 SH (mm): 1500, 3000, 5000	LxW (mm): 1680/2080x500, 2080/2690x700, 2690x800 SH (mm): 1500, 3000, 5000	H (mm): 650,1800	H (mm): 900, 1600	



Light source: High-flux PCB LED modules, mid-power SMD LED, CRI>90, MacAdam \leq 2, 50.000h L90 B10 at 35°C. **Optic:** Satin opal polycarbonate diffuser (SOP) **Body:** Extruded aluminium profile, powder coated. **Control gear:** Supplied with highly-efficient driver with fixed output (FO) or dimmable (DALI-2, TD, Casambi). Table/floor version are supplied with universal plug-in driver. Suspended versions with LD/RD250 ceiling cup are supplied with highly-efficient driver with fixed output (FO) or dimmable (DALI-2, TD, Casambi). For versions with RF ceiling cup constant voltage driver must be ordered separately. **Power supply:** 230V 50Hz / 24V DC.

Sorgente: Moduli PCB LED High-flux, SMD LED mid-power, CRI>90, MacAdam \leq 2, 50.000h L90 B10 a 35°C. **Ottica:** Diffusore in polycarbonato opale satinato (SOP) **Corpo:** Profilo in alluminio estruso, verniciatura a polvere. **Alimentatore:** Fornito con alimentatore LED ad alta efficienza on/off (FO) o dimmerabile (DALI-2, TD, Casambi). Le versioni da tavolo/terra sono fornite con alimentatore universale plug-in. Le versioni a sospensione con rosone LD/RD250 sono fornite con alimentatore ad alta efficienza ON-OFF (FO) o dimmerabile (DALI-2, TD, Casambi). Per le versioni con rosone RF l'alimentatore a tensione costante deve essere ordinato separatamente. **Alimentazione:** 230V 50Hz / 24V DC.

Source de luminaire: Modules PCB LED haut flux, moyenne puissance SMD LED, IRC>90, MacAdam \leq 2, 50.000h, L90 B10. **Optique:** Diffuseur polycarbonate opal satiné (SOP) **Corps:** Profil en aluminium extrudé, revêtu par poudre. **Alimentation:** Livré avec un driver très performant avec sortie fixe (FO) ou dimmable (DALI-2, TD, Casambi). Driver à tension constante pour la patère plat à plafond - à commander séparément. **Alimentation:** 230V 50Hz / 24V DC.



Pendulum

Always in balance

No wrong direction

The art of living lies in staying balanced—even when we sway. This principle of balance is also embodied in the Pendulum table lamp. Its counterweight keeps the lampshade stable in any position, giving you complete flexibility. You can direct its softly diffused light exactly where you need it—whether for work, reading, or simply setting the mood.



Nessuna direzione sbagliata

L'arte di vivere sta nel mantenere l'equilibrio anche quando oscilliamo. Questo principio di equilibrio si ritrova anche nella lampada da tavolo Pendulum. Il contrappeso mantiene il paralume stabile in qualsiasi posizione, offrendo una flessibilità totale. È possibile orientare la sua luce morbidamente diffusa esattamente dove serve, sia per lavorare che per leggere o semplicemente per creare l'atmosfera.

Toujours dans la bonne direction

L'art de vivre consiste à rester en équilibre même lorsque nous vacillons. Ce principe d'équilibre se retrouve également dans la lampe de table Pendulum. Son contrepoids maintient l'abat-jour stable quelle que soit sa position, vous offrant une flexibilité totale. Vous pouvez orienter sa lumière douce et diffusée exactement là où vous en avez besoin, que ce soit pour travailler, lire ou simplement créer une ambiance.





Reflected light

The LED light source remains hidden from direct view, regardless of the lamp's position. Light is softly diffused through the shade, minimizing glare and ensuring visual comfort. And what is also very suitable, Pendulum is dimmable.

From task to ambient

Pendulum adapts effortlessly to your needs – providing focused light for reading or working, or soft ambient lighting for a more relaxed mood.

Also video calls demand more than just a good camera – proper lighting makes all the difference. Pendulum table lamp delivers balanced, professional light right at your (home) desk.



Pendulum

Technical Overview



FAMILY MEMBER




TECH. SPECS

LED COLOUR	LUMINAIRE LUMINOUS FLUX	LIGHT DISTRIBUTION	LIGHT CONTROL
927, 930	400 lm	Soft diffused light	Dimmable

FLEXIBILITY



Standard:



Light source: High-flux PCB LED module, mid-power SMD LED, CRI>90, MacAdam≤2, 50.000h L90 B10 at 35°C. **Optic:** Indirect light distribution system with gradient. **Body:** Hand spun aluminium, powder coated. **Control gear:** Supplied with universal plug-in driver, Push dim **Power supply:** 230V 50Hz

Sorgente: Modulo LED PCB ad alto flusso, LED SMD mid-power, CRI > 90, MacAdam ≤ 2, 50.000 h L90 B10 a 35°C. **Ottica:** Sistema di distribuzione della luce indiretta con gradiente. **Corpo:** Alluminio tornito a mano, verniciato a polvere. **Alimentatore:** Fornito con driver universale plug-in, Push dim. **Alimentazione:** 230V 50Hz.

Source de luminaire: Module LED PCB à haut flux, LED SMD mid-power, CRI > 90, MacAdam ≤ 2, 50.000 h L90 B10 à 35°C. **Optique:** Système de distribution lumineuse indirecte avec dégradé. **Corps:** Aluminium tourné à la main, peint par poudrage. **Platine:** Livré avec driver universel plug-in, Push dim. **Alimentation:** 230V 50Hz.



BIGSEE
PRODUCT DESIGN
AWARD



Gramm

The lightest light

Feather lightness in the space

Gramm is elegant and focused, meant to enlighten only what is needed. It is round-shaped, and its main feature is the possibility of rotation which allows a lot of flexibility. When you want a pleasant indirect light, you simply rotate it up with one move.

A name, a guarantee. Gramm will always bring a feeling of feather lightness to the space. Because Gramm is light, period.

Leggera come piuma nello spazio

Gramm è elegante e funzionale, per illuminare solo laddove è necessario. La caratteristica distintiva, definita dalla forma rotonda, è la sua possibilità di rotazione. Per ottenere una luce indiretta e più gradevole, basta ruotarla verso l'alto con un solo gesto, e poi di nuovo verso il basso.

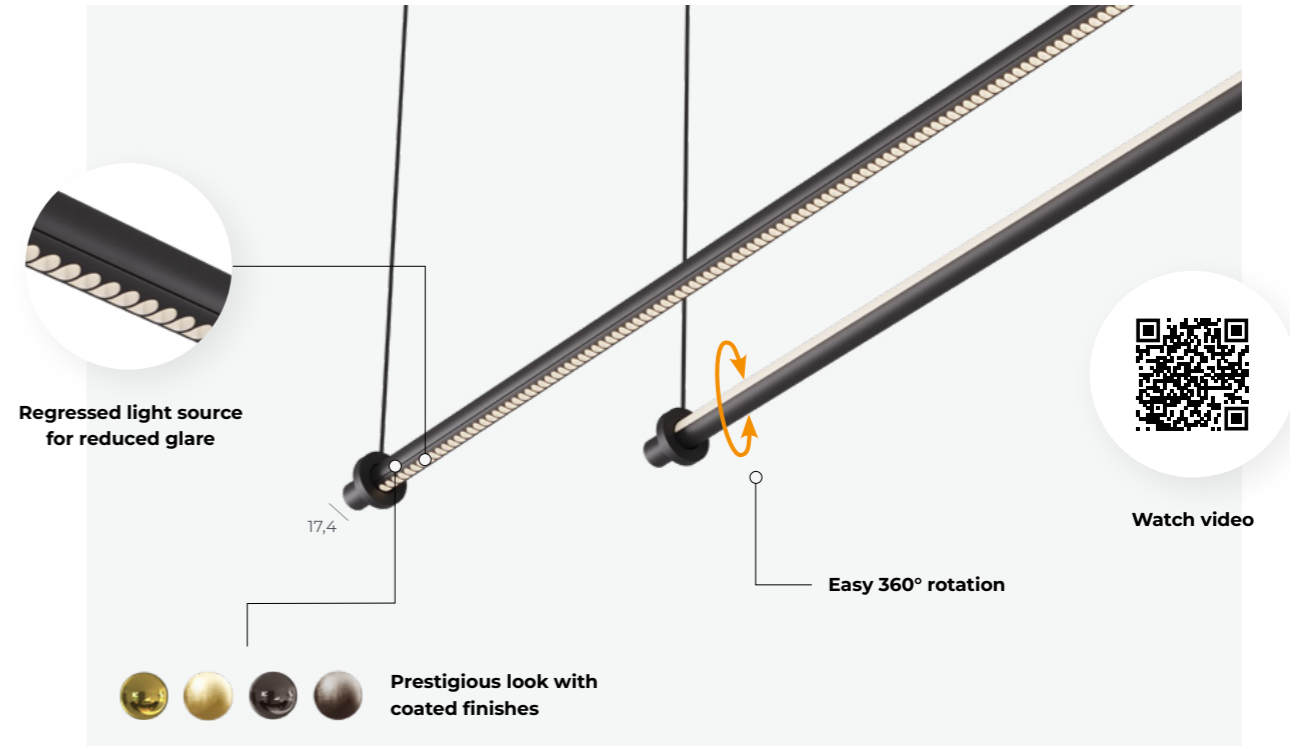
Un nome, una garanzia. Gramm porterà sempre nello spazio una sensazione di leggerezza, come una piuma. Perché Gramm è leggerezza, e questo basta.

Une légèreté de plume dans l'espace

Gramm est élégant et ciblé, destiné à éclairer uniquement ce qui est nécessaire. Il est de forme ronde, et sa principale caractéristique est la possibilité de rotation qui permet beaucoup de flexibilité. Lorsque vous souhaitez une lumière indirecte agréable, il vous suffit de la faire pivoter vers le haut d'un seul geste.

Un nom, une garantie. Gramm apportera toujours une sensation de légèreté à l'espace. Car Gramm est léger, point final.





MAIN FEATURES




Soft ambient light

This slim luminaire brings elegance and softness with both its looks and light. The optic offers a pleasant illumination with low glare, perfect for all situations when you don't need a classic office lighting.

Just rotate it for indirect light

You rotate it up with one move when you want a pleasant indirect light. This is its great advantage.






Gramm S Duo

As a double light, Gramm Duo is a synonym for flexibility. With a simple rotation, you can create different combinations of direct and indirect light and adjust the direction as needed. Gramm Duo is also ideal above a desk or in a reception area.



Gramm Wall

Provide soft background light for your interior by mounting Gramm on your wall.



Gesture control with memory function

Gramm Floor

The floor version of the Gramm luminaire offers the same flexibility as the other versions, allowing you to direct the light vertically and bring softness in the space. It is equipped with an integrated gesture control switch with memory function and a universal plug-in adapter.



Gramm Table

The table version of the Gramm luminaire is ideal for libraries, receptions and counters. This version can also be easily rotated 360° without limitation, allowing for maximum flexibility in light direction.

Gramm

Technical Overview



S / S DUO
Suspended / Suspended double


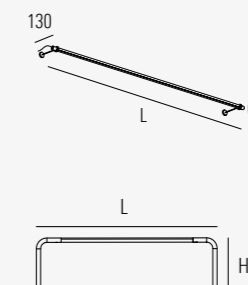
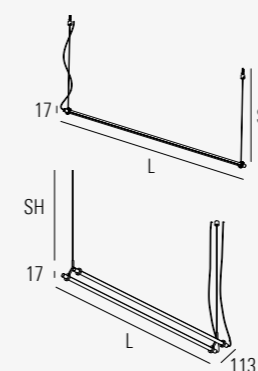


W / T
Wall / Table



F
Floor

Luminaire luminous flux	Up to 1450 lm (S) / Up to 2900 lm (S DUO)	Up to 1450 lm	Up to 1250 lm
Optic	SOP, LGO	SOP, LGO	SOP, LGO
LED colour	927, 930, 935, 940	927, 930, 935, 940	927, 930, 935, 940
Driver	Casambi, DALI-2, FO	Casambi, DALI-2, FO	TD (gesture control)
Driver position	Ceiling cup, remote	Ceiling cup, remote	Universal plug
Colour		W: T:	
Dimensions	L (mm): 660 - 1660 (S), 1260 - 1660 (S DUO) SH (mm): max. 2000	L (mm): 660 - 1660 (W), 720 - 1820 (T) H (mm): 180, 280, 460 (T)	



≥ 90 %

GRO

CASAMBI



WARRANTY



Light source: High-flux LED strip, CRI>90, MacAdam≤2, 50000h L90 B10 at 35°C. **Optic:** Satin opal polycarbonate diffuser (SOP). Low glare linear grid optic (LGO). **Body:** Aluminium, powder or PVD coated. **Ceiling cup:** Ceiling cup with or without driver must be ordered separately. **Control gear:** Constant voltage driver - order separately. **Power supply:** 24V DC.

Sorgente: Strip LED High-flux, CRI>90, MacAdam≤2, 50.000h L90 B10 a 35°C. **Ottica:** Diffusore in polycarbonato opale satinato (SOP). Ottica con griglia lineare a basso abbagliamento (LGO). **Corpo:** Alluminio, verniciato a polvere o PVD. **Rosone:** Rosone con o senza alimentatore da ordinare separatamente. **Alimentatore:** Alimentatore a tensione costante - ordinare separatamente. **Alimentazione:** 24V DC.

Source de luminaire: Haut rendement LED strip,, CRI>90, MacAdam≤2, 50000h L90 B10 à 35°C. **Optique:** Diffusor polycarbonato opal satiné (SOP). Optique à grille linéaire à faible éblouissement (LGO). **Corps:** Profilé en aluminium extrudé, revêtement en poudre. **La patère:** Patère avec ou sans driver doit être commandé séparément. **Platine:** Driver à tension constante - à commander séparément. **Alimentation:** 24V DC.



Insider

Directly indirect

It gives character to empty walls

Bring light to your wall, raise your ceiling and create the feeling of spaciousness and freedom with Insider in different dimensions and colours. Because of its delicate design, it can be easily incorporated into any interior.

Its indirect light effect makes your ceiling higher and higher. And what is more, it creates an atmosphere that will raise you up.

Dona carattere a pareti spoglie

Avrai pareti più luminose, un soffitto più alto e una sensazione di spazio e di libertà, con tutte le misure e i colori di Insider. Il suo delicato design è accolto da ogni interno.

Il soffitto appare più alto per effetto della luce indiretta, capace di portarti ad atmosfere più elevate.

Il donne du caractère aux murs vides

Apportez de la lumière à votre mur, rehaussez votre plafond et créez une sensation d'espace et de liberté avec Insider dans différentes dimensions et couleurs. Grâce à son design délicat, il s'intègre facilement dans tous les intérieurs.


Son effet de lumière indirecte rend votre plafond de plus en plus haut. Et qui plus est, il crée une atmosphère qui vous élève.





Private residence, Slovenia / Interior Design & Visualization: Studio Spacer

MAIN FEATURES




Bring light all the way up

Insider is minimalistic, but surprisingly strong. Its indirect light effect makes your ceiling higher and gives a feeling of spaciousness and freedom.

Make a difference with a colour

Choose two colours that perfectly match your interior and give character to your wall. Trendy metallic colours will bring sophistication and luxury to the space.



Insider

Technical Overview



FAMILY MEMBER



TECH. SPECS

LUMINAIRE LUMINOUS FLUX

Up to 2110 lm/m


LED COLOUR

927, 930, 935, 940


DRIVER

Casambi, DALI-2, FO

COLOUR

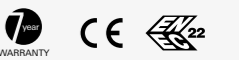


INNER COLOUR



GRO

CASAMBI



Light source: High-flux PCB LED modules, mid-power SMD LED, CRI> 80/90, MacAdam≤2, 50.000h L90 B10 at 35°C. **Optic:** Soft-light prismatic PMMA diffuser (DPR). **Body:** Extruded aluminium profile, powder coated. **Control gear:** Integrated highly-efficient driver with fixed output (FO) or dimmable (DALI-2, TD, Casambi). **Power supply:** 230V 50Hz.

Sorgente: Moduli PCB LED High-flux, SMD LED mid-power, CRI>80/90, MacAdam≤2, 50.000h L90 B10 a 35°C. **Ottica:** Diffusore in PMMA prismatico a luce morbida (DPR). **Corpo:** Profilo in alluminio estruso, verniciatura a polvere. **Alimentatore:** Alimentatore ad alta efficienza on/off (FO) o dimmerabile (DALI-2, TD, Casambi) integrato. **Alimentazione:** 230V 50Hz.

Source de luminaire: Modules PCB LED haut flux, moyenne puissance SMD LED, IRC>80/90, MacAdam ≤2, 50.000h, L90 B10. **Optique:** Diffuseur PMMA prismatico à lumière douce (DPR). **Corps:** Profil en aluminium extrudé, revêtu par poudre. **Alimentation:** Driver intégré haute efficacité avec sortie fixe (FO) ou gradable (DALI-2, TD) **Alimentation:** 230V 50Hz.



Lysabel

A saber of light

Finally, you can have the lightsaber you always wanted

Lysabel will always bring a touch of sophistication to your space, whether vertical, horizontal, inclined, single or grouped in different creative compositions. It is a slender homogeneously lit tube without shadows. Its look is clean, minimalistic and refined, with every last detail carefully crafted. Looks fragile, but it's not. Its force is versatile – for the power of light and of appearance.

Finalmente potrai avere la spada laser che hai sempre desiderato

Lysabel riesce a donare un tocco di raffinatezza agli ambienti, sia in posizione verticale che orizzontale o inclinata, da sola o in gruppo, per dare origine a diverse composizioni che sprizzano creatività. Si tratta di un tubo sottile illuminato in maniera uniforme, senza ombre. Le sue linee sono pulite, minimaliste ed eleganti: ogni suo minimo dettaglio nasce da un'attenta lavorazione. Può sembrare fragile, ma non lo è. La sua forza consiste nella versatilità: una fusione tra potere ed estetica della luce.

Enfin, vous pouvez avoir le sabre laser que vous avez toujours voulu

Lysabel apportera toujours une touche de sophistication à votre espace, qu'il soit vertical, horizontal, incliné, simple ou groupé dans différentes configurations créatives. Il se présente sous la forme d'un tube mince, éclairé de manière homogène et sans ombres. Son look est épuré, minimaliste et raffiné, les moindres détails étant soignés. Il a l'air fragile, mais il ne l'est pas. Sa force est polyvalente - pour le pouvoir de la lumière et de l'apparence.








Private residence, Italy / Visualization: Render Atelier

MAIN FEATURES



Watch video

Vertical suspension


Horizontal suspension

Suspension ring


Double ring

Lysabel

Technical Overview

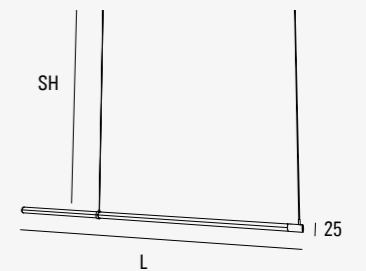


SV
Suspended vertical



SH
Suspended horizontal

Luminaire luminous flux	Up to 2450 lm	Up to 1500 lm
Optic	SOP	SOP
LED colour	923, 927, 930, 935, 940	923, 927, 930, 935, 940
Driver	Casambi, DALI-2, FO	Casambi, DALI-2, FO
Driver position	Ceiling cup, remote	Ceiling cup, remote
Colour finish		
Dimensions	L (mm): 660 - 2460 SH (mm): 1500, 3000, 5000	L (mm): 960, 1260 SH (mm): 1500, 3000, 5000



≥ 80 %

GRO

CASAMBI



WARRANTY



Light source: High-flux LED strip, CRI>90, MacAdam≤2, 50.000h L90 B10 at 35°C. **Optic:** Satin opal polycarbonate diffuser (SOP). **Body:** Aluminium, powder or PVD coated. **Ceiling cup:** Ceiling cup with or without driver must be ordered separately. **Control gear:** Constant voltage driver - order separately. **Power supply:** 24V DC.

Sorgente: Strip LED High-flux, CRI>90, MacAdam≤2, 50.000h L70 B10 a 35°C. **Ottica:** Diffusore in policarbonato opale satinato (SOP). **Corpo:** Alluminio, verniciato a polvere o PVD. **Rosone:** Rosone con o senza alimentatore da ordinare separatamente. **Alimentatore:** Alimentatore a tensione costante - ordinare separatamente. **Alimentazione:** 24V DC.

Source de luminaire: Haut rendement LED strip, CRI>90, MacAdam≤2, 50.000h L90 B10 à 35°C. **Optique:** Diffuseur polycarbonate opal satiné (SOP). **Corps:** Revêtement aluminium, poudre ou PVD. **La patère:** Patère avec ou sans driver doit être commandé séparément. **Alimentation:** Driver à tension constante - à commander séparément. Alimentation : 24V DC.



Lysabel Chandelier

A modern classic

Reimagined legacy: transforming classic elegance in a modern way

Inspired by the iconic forms of historic chandeliers, Lysabel chandelier reinterprets their beauty with a sleek, contemporary twist.

Lysabel is designed to make a statement. Its presence is impossible to ignore—whether it graces a grand foyer, a luxurious dining room, or a modern living space. The opal tube emits light along its entire length, creating a soft, diffused illumination.

Eredità reinventata: trasformare l'eleganza classica in chiave moderna

Ispirato alle forme iconiche dei lampadari storici, il lampadario Lysabel reinterpreta la loro bellezza con un tocco elegante e contemporaneo.

Lysabel è progettato per lasciare il segno. La sua presenza è impossibile da ignorare. Che illumini un ampio ingresso, una sala da pranzo di lusso o un moderno soggiorno. Il tubo opale diffonde la luce lungo tutta la sua lunghezza, creando un'illuminazione morbida e diffusa.


Héritage réinventé : transformer l'élégance classique de manière contemporaine

Inspiré par les formes iconiques des lustres historiques, le lustre Lysabel réinterprète leur beauté avec une touche élégante et contemporaine.

Lysabel est conçu pour marquer les esprits. Sa présence est impossible à ignorer. Qu'il illumine un grand hall, une salle à manger luxueuse ou un espace de vie moderne. Le tube opalin diffuse la lumière sur toute sa longueur, créant une illumination douce et diffuse.







One product, different looks

The different inclination of single tubes totally changes the product's appearance. Set it the way you like it, and change it over time. It will be like having a new luminaire.



Lysabel Chandelier

Technical Overview




FAMILY MEMBER



TECH. SPECS

LUMINAIRE LUMINOUS FLUX	LED COLOUR	DRIVER	DRIVER POSITION	OPTICS
Up to 4900 lm	923, 927, 930, 935, 940	Casambi, DALI-2, FO	Ceiling cup, remote	SOP

COLOUR



≥ 80 %

GRO

CASAMBI



WARRANTY

CE



Light source: High-flux LED strip, CRI>90, MacAdam≤2, 50.000h L90 B10 at 35°C. **Optic:** Satin opal polycarbonate diffuser (SOP). **Body:** Aluminium, powder or PVD coated. **Ceiling cup:** Ceiling cup with or without driver must be ordered separately. **Control gear:** Constant voltage driver - order separately. **Power supply:** 24V DC.

Sorgente: Strip LED High-flux, CRI>90, MacAdam≤2, 50.000h L70 B10 a 35°C. **Ottica:** Diffusore in policarbonato opale satinato (SOP). **Corpo:** Alluminio, verniciato a polvere o PVD. **Rosone:** Rosone con o senza alimentatore da ordinare separatamente. **Alimentatore:** Alimentatore a tensione costante - ordinare separatamente. **Alimentazione:** 24V DC.

Source de luminaire: Haut rendement LED strip, CRI>90, MacAdam≤2, 50.000h L90 B10 à 35°C. **Optique:** Diffuseur polycarbonate opal satiné (SOP). **Corps:** Revêtement aluminium, poudre ou PVD. **La patère:** Patère avec ou sans driver doit être commandé séparément. **Alimentation:** Driver à tension constante - à commander séparément. Alimentation : 24V DC.



Issa

Miss impact

Big open spaces deserve to be arranged with style

Issa is an opal tube that shines along the entire length. One diameter and a variety of sizes allow lots of creativity in compositions.

It brings a general illumination to big open spaces, staircases and halls, with a touch of elegance. Due to its smooth milky surface and important size it stands out like a decorative element also when off.

Stile e design per i grandi open space

Issa è un tubo opalino che si illumina in tutta la sua lunghezza. Massima creatività delle composizioni, grazie all'unico diametro e all'ampia varietà di lunghezze.

Per l'illuminazione completa di grandi open space, scale e hall. Grazie alla superficie liscia bianco latte e alle dimensioni importanti, costituisce un elemento decorativo che si distingue anche a luce spenta.

Les grands espaces ouverts méritent d'être aménagés avec style

Issa est un tube opale qui brille sur toute sa longueur. Un seul diamètre et une variété de tailles permettent beaucoup de créativité dans les compositions.

Il apporte une illumination générale aux grands espaces ouverts, aux escaliers et aux halls, avec une touche d'élégance. Grâce à sa surface lisse et laiteuse et à sa taille importante, il se distingue comme un élément décoratif même lorsqu'il est éteint.





RGB

Inclination option, max 60°

MAIN FEATURES



Vertically or horizontally

Or both. Mix and match different products the way you want.

With or without a spot

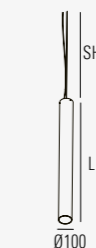
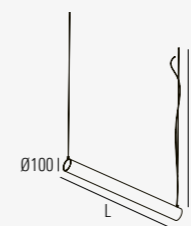
It depends on the intensity of light you want to achieve whether to choose a spot or not. Do you prefer Issa to shine vividly or to glow softly?



Issa
Technical Overview



	S H Suspended horizontal	S V Suspended vertical	S VS Suspended vertical with spot
Luminaire luminous flux	Up to 4900 lm 1460 lm/m	Up to 5900 lm 1460 lm/m	Up to 8200 lm
Optic	SOP	SOP	SOP
LED colour	927, 930, 935, 940	927, 930, 935, 940	927, 930, 935, 940
Dynamic illumination	RGB	RGB	RGB
Driver	Casambi, DALI-2, FO	Casambi, DALI-2, FO	Casambi, DALI-2, FO
Driver position	Ceiling cup, remote	Ceiling cup, remote	Ceiling cup, remote
Spot information			
Luminaire luminous flux	-	-	up to 420
Beam angle	-	-	20°, 30°, 55°
LED colour	-	-	927, 930, 935, 940
Colour	WH BK	WH BK	WH BK
Dimensions	L (mm): 565 - 2565 SH (mm): 1500, 3000, 5000	L (mm): 544 - 3044 SH (mm): 1500, 3000, 5000	L (mm): 568 - 3068 SH (mm): 1500, 3000, 5000



Light source: High-flux LED strip, CRI>90, MacAdam≤2, 50000h L90 B10 at 35°C.; High-power COB LED, CRI>90, MacAdam≤2, 50.000h L90 B10 at 35°C.; RGB LED strip optional. **Optic:** Satin opal polycarbonate diffuser (SOP) **Body:** Polycarbonate. **Ceiling cup:** Ceiling cup with or without driver must be ordered separately. **Control gear:** Driver must be ordered separately. **Power supply:** 24V DC/125mA (for spot).

Sorgente: Strip LED High-flux, CRI>90, MacAdam≤2, 50.000h L90 B10 a 35°C.; COB LED High-power, CRI>90, MacAdam≤2, 50.000h L90 B10 a 35°C.; strip LED RGB opzionale. **Ottica:** Diffusore in policarbonato opale satinato (SOP) **Corpo:** Policarbonato. **Rosone:** Rosone con o senza alimentatore da ordinare separatamente. **Alimentatore:** Alimentatore da ordinare separatamente. **Alimentazione:** 24V DC/125mA (per lo spot).

Source de luminaire: Haut rendement LED strip, IRC > 90, MacAdam≤2, 50000h L90 B10 à 35°C.; LED haute puissance, IRC > 90, MacAdam≤2, 50.000h L90 B10 à 35°C.; Bande LED RVB (RGB). **Optique:** Diffuseur polycarbonate opal satiné (SOP) **Corps:** Polycarbonate. **La patère:** Patère avec ou sans driver doit être commandé séparément. **Alimentation:** Le ballast doit être commandé séparément. **Alimentation:** 24V DC/125mA (pour le spot).



Pipes Tube

Vertical accent

Every space should have something intriguing and thus precious

Pipes Tube is meant to enhance the space. As a strong decorative element, it draws attention. Still, its form is simple enough to blend in with the surroundings.

A variety of sizes and colours allow you to be creative in compositions and to add a personal touch to every space.

Per uno spazio intrigante e prezioso

Pipes Tube è nato per esaltare ogni spazio, l'estetica decisa attira inevitabilmente l'attenzione. Eppure è così minimal da adattarsi a ogni tipo di ambiente. La varietà di dimensioni e colori consente di realizzare composizioni creative, aggiungendo un tocco distintivo a ogni spazio.

Chaque espace devrait avoir quelque chose d'intrigant et donc de précieux

Pipes Tube est conçu pour mettre en valeur l'espace. Élément décoratif de fort caractère, il attire l'attention. Sa forme reste toutefois suffisamment simple pour qu'il s'intègre parfaitement à son cadre. La grande variété de dimensions et de couleurs vous permet de créer diverses compositions et d'ajouter une touche personnelle à tous les espaces.



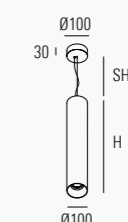
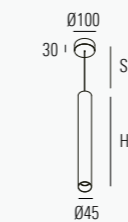


Pipes Tube

Technical Overview




	SINGLE S 45 Suspended	SINGLE C/S 100 Ceiling / Suspended
Beam angle	20°, 30°, 55°	30°, 40°, 60°
Luminaire luminous flux	Up to 840 lm	Up to 3600 lm
LED colour	927, 930, 935, 940	927, 930, 935, 940, TW 2700- 6500K
Driver	Casambi, DALI-2, FO	Casambi, DALI-2, FO
Driver position	Integrated	Integrated
Dimensions	H (mm): 590, 890, 1480 SH (mm): 1500, 3000, 5000	H (mm): 490 - 1980 SH (mm): 1500, 3000, 5000



Honeycomb available for C/S 100.

Standard: WHM BKM CGM Special colours:



Light source: High-power COB LED, CRI>80/90, MacAdam≤2, 50.000h L90 B10 at 35°C. **Optic:** Highly efficient with uniform distribution, metalized polycarbonate with lacquer finish. **Body:** Aluminium, powder coated. **Control gear:** Integrated highly-efficient driver with fixed output (FO) or dimmable (DALI-2, TD, Casambi). **Power supply:** 230V 50Hz.

Sorgente: Modulo high-power COB LED, CRI>80/90, MacAdam≤2, 50.000h L90 B10 a 35°C. **Ottica:** Ottica ad alta efficienza con distribuzione uniforme, polycarbonato metallizzato tramite laccatura. **Corpo:** Alluminio, verniciatura a polvere. **Alimentatore:** Alimentatore ad alta efficienza on/off (FO) o dimmerabile (DALI-2, TD, Casambi) integrato. **Alimentazione:** 230V 50Hz.

Source de luminaire: Module COB LED haute puissance, IRC> 80/90, MacAdam ≤ 2, 50.000h, L90 B10. **Optique:** Haute efficacité avec une distribution uniforme, polycarbonate métallisé avec finition laquée. **Corps:** Revêtement aluminium à poudre. **Alimentation:** Driver intégré haute efficacité avec sortie fixe (FO) ou gradable (DALI-2, TD, Casambi) **Alimentation:** 230V 50Hz.



Lynar

It's your move

Sweet home for light modules

Lynar is an elegant, endless modular profile that offers maximum flexibility.

The choice of modules is wide and the installation is tool-free, simple, fast and safe. Combine them the way you want and change or move at anytime.

It covers a wide range of use - from office, galleries, retail, hospitality to private residences.

L'accoglienza chiede modularità di luce

Lynar è un profilo modulare elegante e infinito che offre soluzioni di massima flessibilità.

L'ampia scelta dei moduli è accompagnata da modalità di installazione rapide e sicure, di una facilità che non richiede utensili. I moduli sono liberamente combinabili e possono sempre essere cambiati o riposizionati.

Ampia la gamma delle applicazioni: dagli uffici alle gallerie d'arte, dai negozi alle strutture ricettive ma anche alle abitazioni.

Une douce maison pour les modules légers

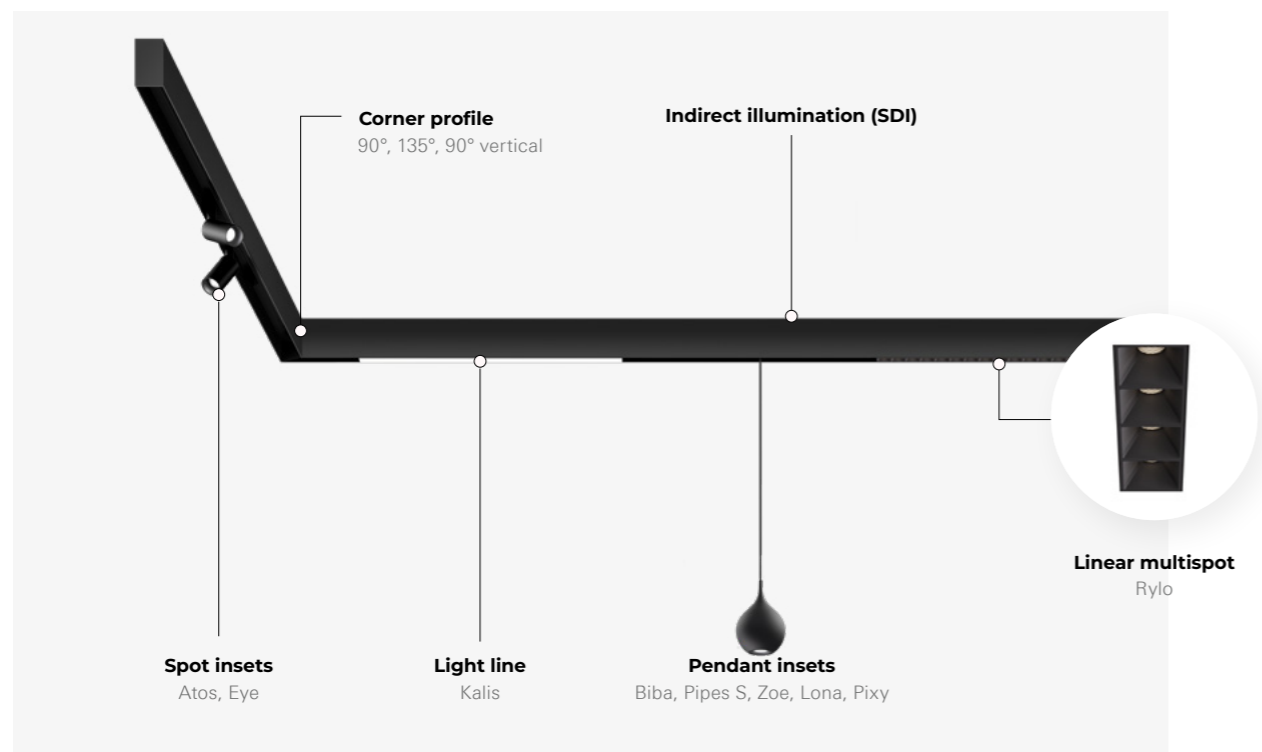
Lynar est un profilé modulaire élégant et sans fin qui offre une flexibilité maximale.

Le choix de modules est vaste et l'installation simple, rapide et sûre se fait sans outil. Combinez-les comme à votre guise et modifiez ou déplacez-les à tout moment.


Il couvre une large gamme d'utilisation - du bureau, des galeries, du commerce de détail, de l'hospitalité aux résidences privées.





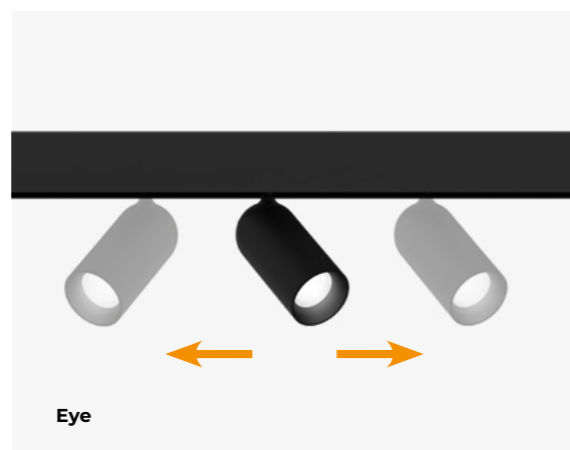


MAIN FEATURES



Quick installation

The installation of modules is simple, fast and safe. The products are fixed with a mechanical coupling that ensures a reliable and lifelong grip.




Keep on moving

Get the maximum flexibility of adjusting the light in the space. Not just the first time, but anytime. Repositioning the modules has never been easier.

Choose your colour

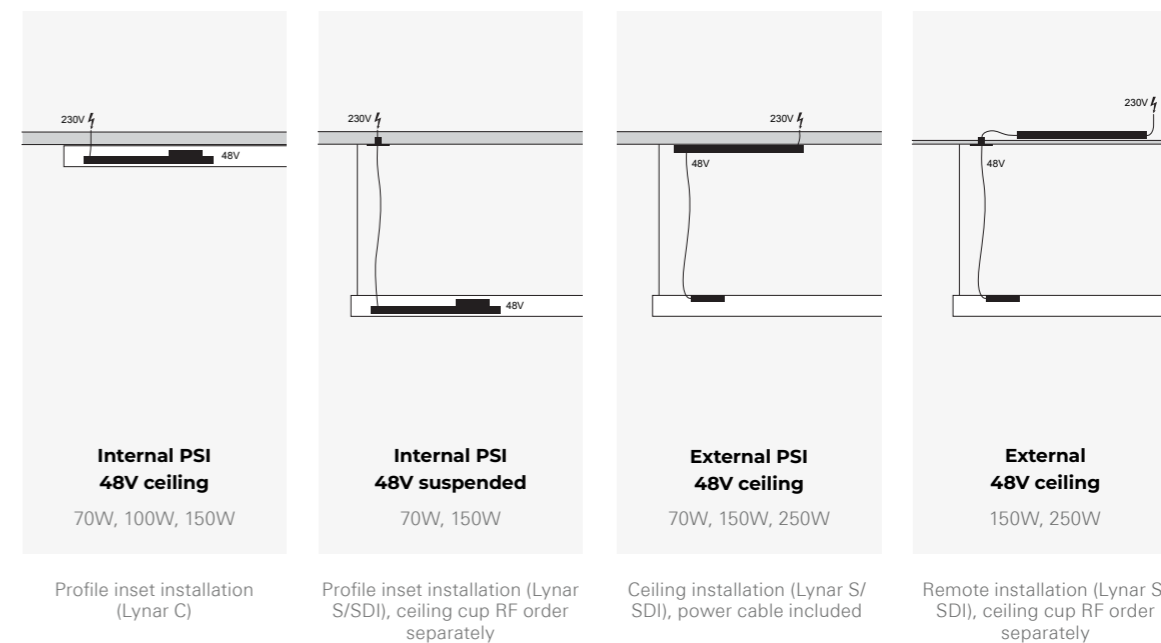
The inlay colour is always black, whereas the housing and the insets are available in different colours. Choose the one you prefer.



Lona as an inset

For soft, diffused lighting, use Lona (300 mm) as an inset. In Lynar, it is mounted with a gimbal bracket that allows rotation on all axes, providing maximum flexibility.

INTERNAL OR EXTERNAL POWER SUPPLY



Lynar

Technical Overview



	RI Recessed trim-less	RV Recessed visible trim	C/S Ceiling / Suspended	SDI Suspended Direct / Indirect
Indirect luminaire luminous flux/m	-	-	-	990 lm/m (DALI-2)
LED colour	-	-	-	927, 930, 935, 940
Electrical connection	48Vdc (not included, order separately)	48Vdc (not included, order separately)	48Vdc (not included, order separately)	48Vdc (not included, order separately)
Colour				
Dimensions	L: 500 - 3000 mm	L: 500 - 3000 mm	L: 500 - 3000 mm	L: 1000 - 3000 mm SH (mm): 1500, 3000, 5000

* The inner part of the profile is always black




Linear extruded aluminium profile system with integrated 48V track. Batwing optical diffuser for indirect light. Wide range of light insets (linear, spot, pendant). Power supply can be mounted remotely (PSE) or inside the profile (PSI).


Sistema lineare in alluminio estruso con binario 48V integrato. Diffusore ottico batwing per luce indiretta. Ampia gamma di lampade installabili (lineari, spot, pendenti). Il trasformatore può essere installato remoto (PSE) o all'interno del profilo (PSI).

Système de profilés linéaires en aluminium extrudé avec rail 48V intégré. Diffusor optique batwing pour lumière indirecte. Large gamme d'encarts lumineux (linéaire, spot, suspension). L'alimentation peut être montée à distance (PSE) ou à l'intérieur du profilé (PSI).

INSETS



Atos LYN
Luminaire luminous flux: Up to 1050 lm
Beam angle: 18°,30°,45° / 11°,21°,26°,46° / 21-47°
LED colour: 927, 930, 935, 940
Spots: 1x / 2x
Diameter: 26, 32, 45 mm



Biba LYN
Luminaire luminous flux: Up to 680 lm
Beam angle: 42°, 62°
LED colour: 927, 930, 935, 940
Diameter: 75 mm



Pixy LYN
Luminaire luminous flux: Up to 1100 lm
Beam angle: 30°, 50°
LED colour: 927, 930, 935, 940



Kalis 36 LYN
Luminaire luminous flux: Up to 3150 lm
Module length: 285 - 1405 mm
Optic: SOP, DPR
LED colour: 927, 930, 935, 940, Tunable white 2700-6500K




Rylo LYN WW (wallwasher)
Luminaire luminous flux: up to 1100 lm
Module length: 105 - 285 mm (4x, 8x, 12x spot)
LED colour: 927, 930, 940

IQ SENSOR




Lynar IQ sensor
Advanced sensor
 Luminaire switch on automatically due to the presence
 Luminaire dim to desired light level depending on daylight


POWER SUPPLY




PSE - power supply external
PWR supply position: Integrated in the ceiling cup
PWR supply type: 48V constant voltage driver



PSI - power supply internal
PWR supply position: Integrated in the profile inset
PWR supply type: 48V constant voltage driver



Eye LYN
Luminaire luminous flux: Up to 1600 lm
Beam angle: 18°,30°,45°/11°,21°,26°,46°/ 21-47°
LED colour: 927, 930, 935, 940
Diameter: 60 mm



Pipes 45 S LYN
Luminaire luminous flux: Up to 1200 lm
Beam angle: 42°, 62°
LED colour: 927, 930, 935, 940
Diameter: 45 mm



Zoe LYN
Luminaire luminous flux: Up to 1100 lm
LED colour: 927, 930, 935, 940



Rylo LYN
Luminaire luminous flux: Up to 1750 lm
Module length: 143 - 843 mm (4x - 24x spot)
Beam angle: 22°, 30°, 50°, Asymmetric
LED colour: 927, 930, 935, 940



Lona LYN
Luminaire luminous flux: Up to 1450 lm
Optics: SOP, DPR
LED colour: 927, 930, 935, 940, Tunable white 2700-6500K
Diameter: 300 mm

CORNER PROFILES



Vertical and horizontal corner
 90° (both) and 135° (horizontal)
 Integrated PWR connection module
 Dimension: 50x50 mm



Kalis

Absolutely universal

Like a little black dress, for any occasion

Kalis family range is so universal and flexible, that even with repetition of the same product, individuality and originality can be achieved on projects.

The basic shape, which allows the creation of infinite patterns, the ability to match and its carefully designed details give Kalis the potential to become one of your favourites.

Come un abito nero, perfetto in ogni occasione

La gamma Kalis è caratterizzata da prodotti universali e flessibili. Se installati in serie, garantiscono al progetto originalità e unicità.

La forma essenziale consente di creare molteplici combinazioni, potenzialmente infinite. L'estrema cura dei dettagli renderà Kalis un prodotto irresistibile.

Comme une petite robe noire, pour toute occasion

La gamme Kalis est tellement universelle et flexible que même en cas de répétition d'un même produit, des touches d'individualité et d'originalité peuvent être obtenues dans différents projets.

Sa forme basique, qui permet la création de motifs à l'infini, sa capacité à se marier à d'autres éléments et ses détails soigneusement élaborés donnent à Kalis le potentiel de devenir l'un de vos produits favoris.

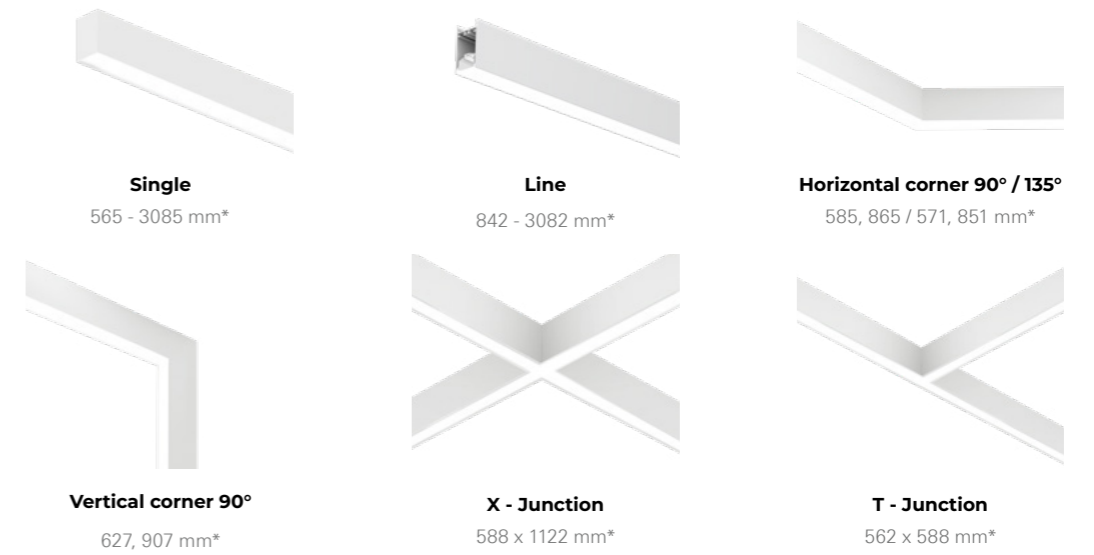





Unilever, Cairo, Egypt / Architecture: Echelle Architects / Lighting Design: Al Tawakol NTT / Photography: Nour El Refai




MODULE TYPES



* The lengths refer to the C/S 65 version.



MAIN FEATURES



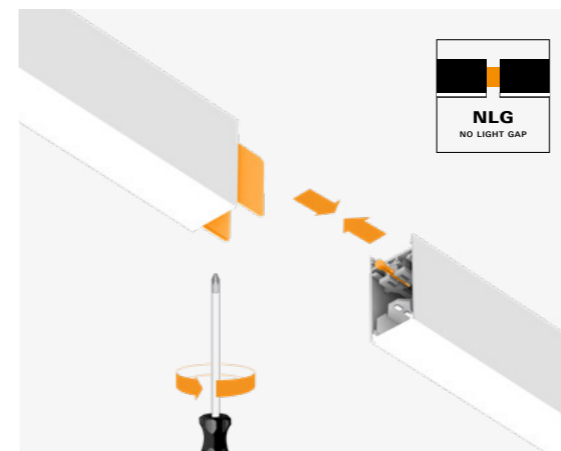
General or task illumination?

Use satin opal polycarbonate diffuser (SOP) for general illumination or soft-light prismatic optics (DPR) for task illumination.

Kalis with spot

When you want to combine general and spot illumination, use Kalis with a spot (to be ordered separately).

Find out more in Atos family in this catalogue.

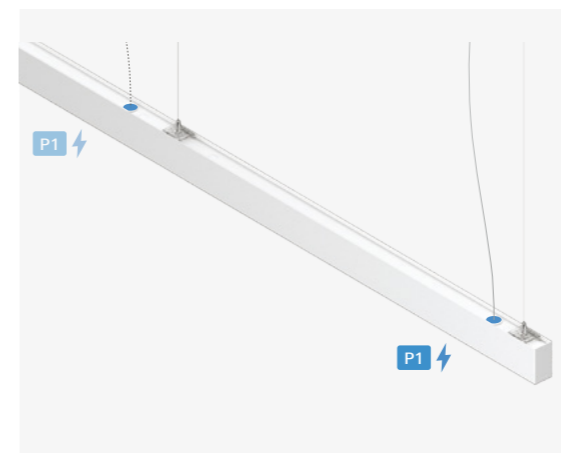



Perfect joints, no light gaps

With an innovative twist and lock side shade, the assembly between two modules is now quick and easy, and the profiles are strongly connected with no risk of bending. The light has absolutely no possibilities to escape.

Movable suspension points

The suspension can be moved along the luminaire to ensure optimal mounting on your ceiling. Only one suspension per joint is needed instead of two. In case of indirect illumination movement is limited.



Multiple power-in position

Power feed cables can be used on each luminaire in the system. You can choose the power-in position that suits you best. If necessary, one extensive system can be reconfigured into smaller ones with individual power-in points.

Easy and fast construction with Intra Constructor PRO

Design Kalis in Intra Constructor PRO quickly, easily and without errors. The tool offers maximum flexibility, so while constructing you can easily change, add, remove or adjust modules and features.






Kalis





Technical Overview



KALIS 55



KALIS 65



	RI Recessed trim-less	RV Recessed visible trim	C/S Ceiling / Suspended	S Suspended	SDI Suspended Direct / Indirect	T Track	W Wall direct	WDI Wall Direct / Indirect
Luminaire luminous flux/m	Up to 2850 lm/m	Up to 2850 lm/m	Up to 2850 lm/m	Up to 2900 lm/m	Up to 6090 lm/m	Up to 2850 lm/m	1000 lm/m	2000 lm/m
Light distribution	Direct	Direct	Direct	Direct	Direct / Indirect	Direct	Direct	Direct / Indirect
DLOR/ULOR*	-	-	-	-	67 / 33 %	-	-	49 / 51 %
Optics	DPR, SOP	DPR, SOP	DPR, SOP	DPR, SOP	DPR, Batwing (indirect)	DPR, SOP	SOP	SOP
LED colour	830, 840, 927, 930, 935, 940	830, 840, 927, 930, 935, 940	830, 840, 927, 930, 935, 940	830, 840, 927, 930, 935, 940	830, 840, 927, 930, 935, 940	830, 840, 927, 930, 935, 940	830, 840, 927, 930, 935, 940	830, 840, 927, 930, 935, 940
Dynamic illumination	Tunable white 2700 - 6500K	Tunable white 2700 - 6500K	Tunable white 2700 - 6500K	-	Tunable white 2700 - 6500K	Tunable white 2700 - 6500K	Tunable white 2700 - 6500K	Tunable white 2700 - 6500K
Driver	Casambi, DALI-2, FO	Casambi, DALI-2, FO	Casambi, DALI-2, FO	DALI-2, FO	Casambi, DALI-2, FO, TD	Casambi, DALI-2, FO	Casambi, DALI-2, FO, TD	Casambi, DALI-2, FO, TD
Emergency kit	EM 1h / 3h	EM 1h / 3h	EM 1h / 3h	-	-	-	-	-
IP protection	IP20/IP44** (Line: IP20/IP43**)	IP20/IP44** (Line: IP20/IP43**)	IP44/IP20*** (Line: IP20)	IP20	IP20	IP20	IP44	IP40
Colour	WH	WH BK	See the colour options below	See the colour options below	See the colour options below	WH BK	See the colour options below	See the colour options below

Dimensions	L (mm): 565 - 3085	L (mm): 575 - 3095	L (mm): 565 - 3085	L (mm): 1125 - 1965 SH (mm): 1500, 3000, 5000	L (mm): 1125 - 1965 SH (mm): 1500, 3000, 5000	L (mm): 565 - 1965	L (mm): 565 - 3085	L (mm): 845 - 3085

* Data refer to model L1405mm, 840 medium output, SOP diffuser. ** IP value from the exposed side. *** IP value for suspended mounting.



Light source: High-flux PCB LED modules, mid-power SMD LED, CRI>80/90, MacAdam \leq 2, up to 100.000 h L90. **Optic:** Satin opal diffuser (SOP) or soft-light prismatic optics (DPR) from polycarbonate for direct light. Batwing optical diffuser for indirect light. **Body:** Extruded aluminium profile, powder coated. **Ceiling cup:** For suspended versions, the ceiling cup and suspension set must be ordered separately (except Kalis 36). Find out more on the technical pages or online product configurator. **Control gear:** Integrated highly-efficient driver with fixed output (FO) or dimmable (DALI-2, Casambi). Optional separate switching for direct / indirect versions. **Emergency:** Emergency kit version with autonomy 1h or 3h. **Power supply:** 230V 50Hz.

Sorgente: Moduli high-flux PCB LED, mid-power SMD LED, CRI>80/90, MacAdam \leq 2, fino a 100.000 h L90. **Ottica:** Schermo opale satinato (SOP) o ottica prismatic soft-light (DPR) in polycarbonato per luce diretta. Diffusore ottico batwing per luce indiretta. **Corpo:** Profilo in alluminio estruso, verniciatura a polvere. **Rosone:** Per le versioni a sospensione, il rosone e il kit sospensione devono essere ordinati separatamente (eccetto per Kalis 36). Maggiori informazioni nelle pagine relative alle caratteristiche tecniche o sul configuratore del prodotto on line. **Alimentatore:** Alimentatore ad alta efficienza on/off (FO) o dimmerabile (DALI-2, Casambi) integrato. Accensione separata opzionale per la versione luce diretta / indiretta. **Emergenza:** Versione con kit di emergenza, autonomia 1h o 3h. **Alimentazione:** 230V 50Hz.

Standard: WH BK Special colours:

Source de luminaire: Modules PCB LED haut flux, moyenne puissance SMD LED, IRC>80/90, MacAdam \leq 3, jusqu'à 100.000 h L90. **Optique:** Diffuseur opale satiné (SOP) ou optique prismatic à lumière douce (DPR) en polycarbonate pour une lumière directe. Diffuseur optique batwing pour lumière indirecte. **Corps:** Profil en aluminium extrudé, revêtu par poudre. **La patère:** Pour en savoir plus, consultez les pages techniques et le configurateur sur notre site internet. **Alimentation:** Driver intégré haute efficacité avec sortie fixe (FO) ou gradable (DALI-2, Casambi) Commutation séparée optionnelle pour les versions directes / indirectes. **Bloc de securite:** Version kit d'urgence avec autonomie 1h ou 3h. **Alimentation:** 230V 50Hz.



Random

Not random at all

You're going to love your second ceiling

Random is created to enhance the look of modern open ceilings, turning them into something dynamic! And it all starts with using straight lines and bringing them together into a composition that works best in open spaces that need a secondary ceiling.

This luminaire is a perfect fit for retail, modern offices and even hospitality environments, not only because of its distinctive look, but also because of high-quality general illumination that's an absolute must for every highly efficient environment. And when you get to know it, you will definitely agree that creating a secondary ceiling has never been so elegant.

Amerai il tuo secondo soffitto

Random è stato creato per migliorare i soffitti moderni molto alti, trasformandoli in pura dinamicità. Il sistema prevede l'utilizzo di linee rette appositamente connesse in modo da creare una maglia luminosa che si integra perfettamente nello spazio, soprattutto negli open-space in cui è necessario creare un secondo soffitto.

Questo apparecchio è perfetto per il settore retail, gli uffici moderni o gli ambienti dedicati all'accoglienza. Oltre all'aspetto estetico distintivo offre un'alta qualità della luce complessiva, un vantaggio esclusivo per un ambiente efficiente. Quando potrai toccare con mano tutto questo, noterai che la creazione di un secondo soffitto non è mai stata tanto elegante.

Vous allez adorer votre deuxième plafond

Random est conçu pour rehausser l'aspect des plafonds ouverts modernes, en les transformant en quelque chose de dynamique! Et tout commence par l'utilisation de lignes droites et leur assemblage en une composition mieux adaptée aux espaces ouverts qui ont besoin d'un second plafond.

Ce luminaire est idéal pour les commerces de détail, les bureaux modernes et même les milieux hospitaliers, grâce non seulement à son apparence distincte, mais aussi grâce à l'éclairage général de haute qualité qui en fait un must absolu pour tous environnements de haute efficacité. Et lorsque vous aurez appris à le connaître, vous conviendrez sans aucun doute que la création d'un second plafond n'a jamais été aussi élégante.






Easy and fast construction with Intra Constructor PRO

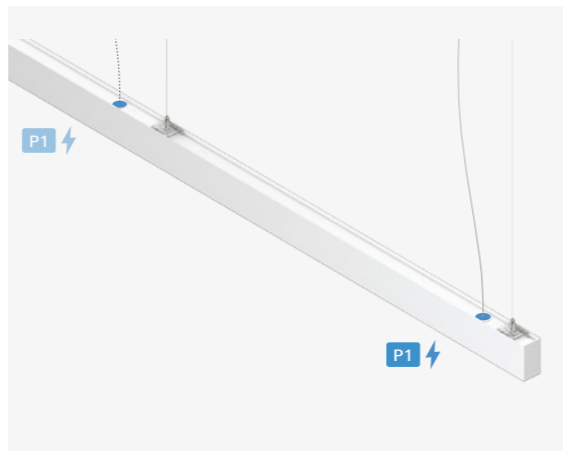
Design Random in Intra Constructor PRO quickly, easily and without errors. The tool offers maximum flexibility, so while constructing you can easily change, add, remove or adjust modules and features.

www.intra-lighting.com/constructor




Movable suspension points

The suspension can be moved along the luminaire to ensure optimal mounting on your ceiling. Only one suspension per joint is needed instead of two. In case of indirect illumination movement is limited.



Multiple power-in position

Power feed cables can be used on each luminaire in the system. You can choose the power-in position that suits you best. If necessary, one extensive system can be reconfigured into smaller ones with individual power-in points.




Perfect joints, no light gaps

With an innovative twist and lock joint element, the assembly between two modules is now quick and easy, and the profiles are strongly connected with no risk of bending. The light has absolutely no possibilities to escape.

Random

Technical Overview



	S Suspended Direct	SDI Suspended Direct / Indirect
Luminaire luminous flux/m	Up to 2000 lm/m	Up to 3700 lm/m
Light distribution	Direct	Direct / Indirect
DLOR/ULOR*	-	55 / 45 %
Optics	DPR, SOP	DPR, SOP, Batwing (indirect)
LED colour	830, 840, 927, 930, 935, 940	830, 840, 927, 930, 935, 940
Dynamic illumination	Tunable white 2700 - 6500K	Tunable white 2700 - 6500K
Driver	DALI-2, FO	DALI-2, FO
Colour	<div style="display: flex; gap: 5px;"> WH BK </div>	<div style="display: flex; gap: 5px;"> WH BK </div>
Dimensions	L (mm): 844 - 2807 SH (mm): 1500, 3000, 5000	L (mm): 844 - 2807 SH (mm): 1500, 3000, 5000

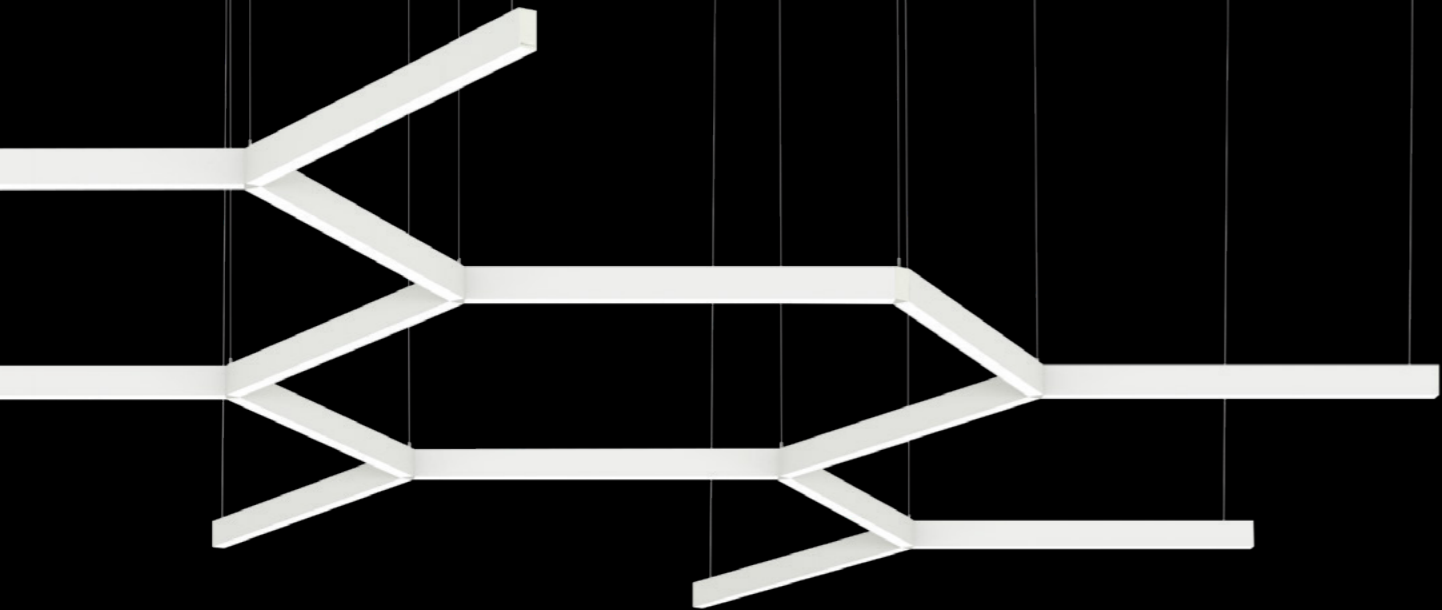
* Data refer to model L1407mm, 840 medium output, SOP diffuser.



Light source: High-flux PCB LED modules, mid-power SMD LED, CRI>80/90, MacAdam≤2, up to 100.000 h L90. **Optic:** Satin opal diffuser (SOP) or soft-light prismatic optics (DPR) from polycarbonate for direct light. Batwing optical diffuser for indirect light. **Body:** Extruded aluminium profile, powder coated. **Ceiling cup:** For suspended versions, the ceiling cup and suspension set must be ordered separately. Find out more on the technical pages or online product configurator. **Control gear:** Integrated highly-efficient driver with fixed output (FO) or dimmable (DALI-2, Casambi). Optional separate switching for direct / indirect versions. **Power supply:** 230V 50Hz.

Sorgente: Moduli high-flux PCB LED, mid-power SMD LED, CRI>80/90, MacAdam≤2, fino a 100.000 h L90. **Ottica:** Schermo opale satinato (SOP) o ottica prismatic soft-light (DPR) in polycarbonato per luce diretta. Diffusore ottico batwing per luce indiretta. **Corpo:** Profilo in alluminio estruso, verniciatura a polvere. **Rosone:** Per le versioni a sospensione, il rosone e il kit sospensione devono essere ordinati separatamente. Maggiori informazioni nelle pagine relative alle caratteristiche tecniche o sul configuratore del prodotto on line. **Alimentatore:** Alimentatore ad alta efficienza on/off (FO) o dimmerabile (DALI-2, Casambi) integrato. Accensione separata opzionale per la versione luce diretta / indiretta. **Alimentazione:** 230V 50Hz.

Source de luminaire: Modules PCB LED haut flux, moyenne puissance SMD LED, IRC>80/90, MacAdam ≤3, jusqu'à 100.000 h L90. **Optique:** Diffuseur opale satiné (SOP) ou optique prismatique à lumière douce (DPR) en polycarbonate pour une lumière directe. Diffuseur optique batwing pour lumière indirecte. **Corps:** Profil en aluminium extrudé, revêtu par poudre. **La patère:** Pour la version suspendue, la patère et les filins de suspension doivent être commandés séparément. **Alimentation:** Driver intégré haute efficacité avec sortie fixe (FO) ou gradable (DALI-2, Casambi) Commutation séparée optionnelle pour les versions directes / indirectes. **Alimentation:** 230V 50Hz.



Hexagon

Don't be a square

This will make you look up

With Hexagon S the magic starts with using basic shapes and joining them together into a net-like composition that works best as a secondary ceiling. It's the perfect pick for all those projects that go beyond functionality and seek an element with a distinctive look. And it's not only that ... Hexagon is a luminaire that offers far more! It does not only guarantee high-quality general illumination, but also leaves you all the creativity to make it as big and as bold as you want.

When we created Hexagon, we were thinking about modern open-space offices, retail and even hospitality, and if you're planning on placing Hexagon in one of your spaces, you will be surprised to find out that creating a secondary ceiling has never been so cool.

Ti catturerà

Con Hexagon basterà unire ad arte i moduli standard creando composizioni reticolari, così da realizzare al meglio soffitti secondari. È la scelta perfetta per tutti quei progetti che vanno oltre la funzionalità e sono alla ricerca di ispirazioni altamente attraenti. Ma non è solo questo ... Hexagon è un apparecchio che offre molto altro. Oltre a garantire un'illuminazione generale di alta qualità, sprigionerà la tua creatività per rendersi grande e audace come lo vorresti tu.

Durante la creazione di Hexagon, pensavamo a moderni uffici open-space, ai negozi e persino alle strutture ricettive. Se pensi di inserire Hexagon in uno dei tuoi spazi, scoprirai piacevolmente che la creazione di un secondo soffitto non è mai stata così entusiasmante.

A coup sûr, vous regarderez vers le haut

Avec Hexagon S, la magie commence par l'utilisation de formes de base et leur assemblage en une composition en forme de filet qui fonctionne mieux comme plafond secondaire. C'est le choix idéal pour tous les projets qui transcendent la simple fonctionnalité et recherchent un élément avec un look distinctif. Et ce n'est pas tout... Hexagon est un luminaire qui offre beaucoup plus ! Il garantit non seulement un éclairage général de haute qualité, mais offre aussi une grande marge à la créativité nécessaire pour le rendre aussi grand et audacieux que vous le souhaitez.

En créant Hexagon, nous pensions aux bureaux modernes agencés en open-space, aux commerces de détail et même à l'hôtellerie, et si vous envisagez de placer Hexagon dans l'un de vos projets, vous serez surpris de découvrir que la création d'un second plafond n'a jamais été aussi amusante.








Vega IT, Novi Sad, Serbia / Architecture: Lazar Kuzmanov / Interior Design: Synthesis Quatro / Photography: Jovana Rakezic

Hexagon

Technical Overview



	S Suspended Direct	SDI Suspended Direct / Indirect	S MESH Suspended Direct	SDI MESH Suspended Direct / Indirect
Luminaire luminous flux	Up to 14.300 lm	Up to 24.800 lm	Up to 8.720 lm/m	Up to 5.800 lm/m
Light distribution	Direct	Direct / Indirect	Direct	Direct / Indirect
Optics*	DPR, SOP	DPR, SOP, Batwing (indirect)	DPR, SOP	DPR, SOP, Batwing (indirect)
LED colour	830, 840, 927, 930, 935, 940	830, 840, 927, 930, 935, 940	830, 840, 927, 930, 935, 940	830, 840, 927, 930, 935, 940
Dynamic illumination	Tunable white 2700 - 6500K	Tunable white 2700 - 6500K	Tunable white 2700 - 6500K	Tunable white 2700 - 6500K
Driver	Casambi, DALI-2, FO	Casambi, DALI-2, FO, TD	DALI-2, FO	DALI-2, FO, TD
Colour	<input type="radio"/> WH <input type="radio"/> BK	<input type="radio"/> WH <input type="radio"/> BK	<input type="radio"/> WH <input type="radio"/> BK	<input type="radio"/> WH <input type="radio"/> BK
Dimensions	L (mm): 1199, 1759 SH (mm): 1500, 3000, 5000		L(mm): 848 - 1782 SH (mm): 1500, 3000, 5000	

MAIN FEATURES



Multiple power-in position



SOP / DPR optics



Suspension points with 2 or 3 modules joints



Light source: High-flux PCB LED modules, mid-power SMD LED, CRI>80/90, MacAdam≤2, up to 100.000 h L90. **Optic:** Satin opal diffuser (SOP) or soft-light prismatic optics (DPR) from polycarbonate for direct light. Batwing optical diffuser for indirect light. **Body:** Extruded aluminium profile, powder coated. **Ceiling cup:** For suspended versions, the ceiling cup and suspension set must be ordered separately. Find out more on the technical pages or online product configurator. **Control gear:** Integrated highly-efficient driver with fixed output (FO) or dimmable (DALI-2, Casambi). Optional separate switching for direct / indirect versions. **Power supply:** 230V 50Hz.

Sorgente: Moduli high-flux PCB LED, mid-power SMD LED, CRI>80/90, MacAdam≤2, fino a 100.000 h L90. **Ottica:** Schermo opale satinato (SOP) o ottica prismatic soft-light (DPR) in polycarbonato per luce diretta. Diffusore ottico batwing per luce indiretta. **Corpo:** Profilo in alluminio estruso, verniciatura a polvere. **Rosone:** Per le versioni a sospensione, il rosone e il kit sospensione devono essere ordinati separatamente. Maggiori informazioni nelle pagine relative alle caratteristiche tecniche o sul configuratore del prodotto on line. **Alimentatore:** Alimentatore ad alta efficienza on/off (FO) o dimmerabile (DALI-2, Casambi) integrato. Accensione separata opzionale per la versione luce diretta / indiretta. **Alimentazione:** 230V 50Hz.

Source de luminaire: Modules PCB LED haut flux, moyenne puissance SMD LED, IRC>80/90, MacAdam ≤3, jusqu'à 100.000 h L90. **Optique:** Diffuseur opale satiné (SOP) ou optique prismatic à lumière douce (DPR) en polycarbonate pour une lumière directe. Diffuseur optique batwing pour lumière indirecte. **Corps:** Profil en aluminium extrudé, revêtu par poudre. **La patère:** Pour la version suspendue, la patère et les filins de suspension doivent être commandés séparément. **Alimentation:** Driver intégré haute efficacité avec sortie fixe (FO) ou gradable (DALI-2, Casambi) Commutation séparée optionnelle pour les versions directes / indirectes. **Alimentation:** 230V 50Hz.



Camay

Timeless elegance



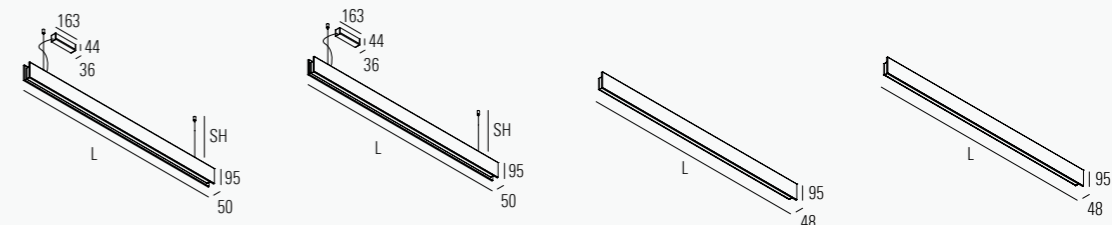
Asegården, Bergen, Norway / Architecture: CS Interiørdesign AS

Camay

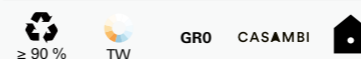
Technical Overview



	S Suspended Direct	SDI Suspended Direct / Indirect	W Wall Direct	WDI Wall Direct / Indirect
Luminaire luminous flux	Up to 4750 lm	Up to 8500 lm	Up to 4350 lm	Up to 8800 lm
Light distribution	Direct	Direct / Indirect	Direct	Direct / Indirect
DLOR/ULOR*	-	55 / 45 %	-	50 / 50 %
Optics	DPR, SOP	DPR, SOP	SOP	SOP
LED colour	930, 935, 940	930, 935, 940	930, 935, 940	930, 935, 940
Dynamic illumination	Tunable white 2700 - 6500 K	Tunable white 2700 - 6500 K	Tunable white 2700 - 6500 K	Tunable white 2700 - 6500 K
Driver	Casambi, DALI-2, FO, TD	Casambi, DALI-2, FO, TD	Casambi, DALI-2, FO, TD	Casambi, DALI-2, FO, TD
Colour	<input type="radio"/> WH <input type="radio"/> BK	<input type="radio"/> WH <input type="radio"/> BK	<input type="radio"/> WH <input type="radio"/> BK	<input type="radio"/> WH <input type="radio"/> BK
Dimensions	L (mm): 885 - 1725 SH (mm): 1500, 3000, 5000	L (mm): 885 - 1725 SH (mm): 1500, 3000, 5000	L (mm): 885 - 1725	L (mm): 885 - 1725




* Data refer to model L1445mm, 840 medium output, SOP diffuser



Light source: High-flux PCB LED modules, mid-power SMD LED, CRI>80/90, MacAdam≤2, up to 100.000 h L90. **Optic:** Satin opal diffuser (SOP) or soft-light prismatic optics (DPR) from polycarbonate for direct light. Satin opal polycarbonate diffuser (SOP) for indirect light. **Body:** Extruded aluminium profile with decorative glass side plate, powder coated. **Control gear:** Integrated highly-efficient driver with fixed output (FO) or dimmable (DALI-2, TD, Casambi). Optional separate switching for direct / indirect versions. **Power supply:** 230V 50Hz.


Sorgente: Moduli PCB LED High-flux, SMD LED mid-power, CRI>80/90, MacAdam≤2, fino a 100.000 h L90. **Ottica:** Schermo opale satinato (SOP) o ottica prismatic soft-light (DPR) in policarbonato per luce diretta. Schermo opale in policarbonato (SOP) per luce indiretta. **Corpo:** Corpo in alluminio estruso con lastre laterali decorative in vetro. **Alimentatore:** Alimentatore ad alta efficienza on/off (FO) o dimmerabile (DALI-2, TD, Casambi) integrato. Accensione separata opzionale per la versione luce diretta / indiretta. **Alimentazione:** 230V 50Hz.

Source de luminaire: Modules PCB LED haut flux, moyenne puissance SMD LED, IRC>80/90, MacAdam ≤2, jusqu'à 100.000 h L90. **Optique:** Diffuseur opale satiné (SOP) ou optique prismatique à lumière douce (DPR) en polycarbonate pour une lumière directe. Diffuseur en polycarbonate opale satiné (SOP) pour lumière indirecte. **Corps:** Profilé en aluminium extrudé avec plaque latérale décorative en verre, revêtement par poudre. **Alimentation:** Driver intégré haute efficacité avec sortie fixe (FO) ou gradable (DALI-2, TD, Casambi) Commutation séparée optionnelle pour les versions directes / indirectes. **Alimentation:** 230V 50Hz.



Minus

Make rhythm, break rhythm



House M, Slovenia / Architecture: SoNo Architects / Photography: Žiga Lovšin

Minus

Technical Overview



Single
Line

C
Ceiling

Luminaire luminous flux/m

Up to 2750 lm/m

Optics

SOP

LED colour

927, 930, 935, 940

Driver

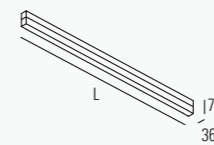
Casambi, DALI-2, FO

Colour



Dimensions

L (mm): 565 - 3082



Single
Line

S
Suspended

Luminaire luminous flux/m

Up to 2750 lm/m

Optics

SOP

LED colour

927, 930, 935, 940

Driver


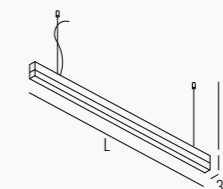
Casambi, DALI-2, FO

Colour



Dimensions

L (mm): 565 - 3082
SH (mm): 1500, 3000, 5000



S Square
Suspended

Luminaire luminous flux/m

Up to 9280 lm

Optics

SOP

LED colour

927, 930, 935, 940

Driver

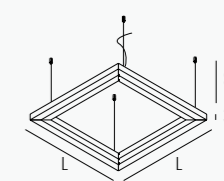
Casambi, DALI-2, FO

Colour



Dimensions

L (mm): 650x650, 930x930
SH (mm): 1500, 3000, 5000



≥ 90 %

GRO

CASAMBI



WARRANTY



Light source: High-flux PCB LED modules, mid-power SMD LED, CRI>80/90, MacAdam≤2, up to 100.000 h L90. **Optic:** Satin opal polycarbonate diffuser (SOP) **Body:** Extruded aluminium profile, powder coated. **Ceiling cup:** For suspended versions, the ceiling cup and suspension set must be ordered separately. Find out more on the technical pages or online product configurator. **Control gear:** Integrated highly-efficient driver with fixed output (FO) or dimmable (DALI-2, TD, Casambi). **Power supply:** 230V 50Hz.

Sorgente: Moduli PCB LED High-flux, SMD LED mid-power, CRI>80/90, MacAdam≤2, fino a 100.000 h L90. **Ottica:** Diffusore in polycarbonato opale satinato (SOP) **Corpo:** Profilo in alluminio estruso, verniciatura a polvere. **Rosone:** Per le versioni a sospensione, il rosone e il kit di sospensione devono essere ordinati separatamente. Maggiori informazioni nelle pagine relative alle caratteristiche tecniche o sul configuratore del prodotto on line. **Alimentatore:** Alimentatore ad alta efficienza on/off (FO) o dimmerabile (DALI-2, TD, Casambi) integrato. **Alimentazione:** 230V 50Hz.

Source de luminaire: Modules PCB LED haut flux, moyenne puissance SMD LED, IRC>80/90, MacAdam ≤2, jusqu'à 100.000 h L90. **Optique:** Diffuseur polycarbonate opal satiné (SOP) **Corps:** Profil en aluminium extrudé, revêtu par poudre. **La patère:** Pour la version suspendue, la patère et les filins de suspension doivent être commandés séparément. **Alimentation:** Driver intégré haute efficacité avec sortie fixe (FO) ou gradable (DALI-2, TD, Casambi) **Alimentation:** 230V 50Hz.



Rylo Pro

Office first

Your best office buddy

Whether it is suspended, recessed or floor, Rylo Pro is mostly intended for offices – for single ones, open spaces and conference rooms, offering illumination with no glare, high visual comfort and wellbeing.

The floor version of Rylo Pro is really practical: no installation needed, just plug-in and start. It is easy to move from one workstation to another.

Il tuo collega migliore

Rylo Pro è pensato essenzialmente per l'ufficio: per spazi singoli, open space e sale conferenze. Può essere collocato in sospensione, incassato oppure in versione piantana, per diffondere sempre una luce non abbagliante, per il massimo benessere e comfort visivo.

Nella versione da terra, Rylo Pro è una soluzione praticissima, che non richiede installazione. Si inserisce la spina e ci si mette al lavoro. Si trasferisce facilmente da una postazione di lavoro ad un'altra.

Votre meilleur compagnon de bureau

Qu'il soit suspendu, encastré ou au sol, Rylo Pro est surtout destiné aux bureaux - pour les bureaux individuels, les espaces ouverts et les salles de conférence, offrant un éclairage sans éblouissement, un grand confort visuel et un grand bien-être.

La version au sol de Rylo Pro est vraiment pratique : aucune installation n'est nécessaire, il suffit de brancher et de démarrer. Il est facile à déplacer d'un poste de travail à un autre.






MAIN FEATURES



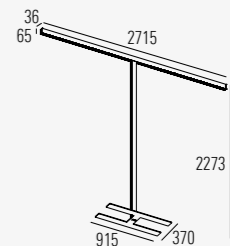
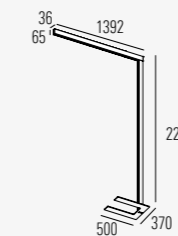
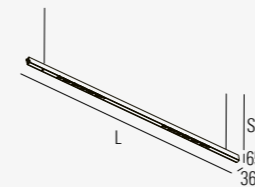
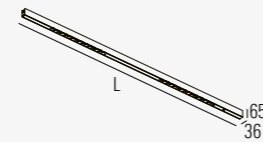
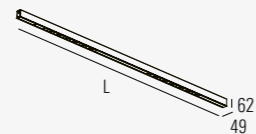
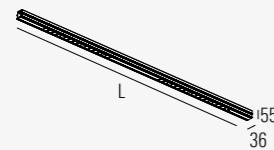
Rylo Pro

Technical Overview




	RI Recessed trimm-less	RV Recessed visible trim	C/S Ceiling / Suspended	SDI Suspended direct-indirect	FDI Floor direct-indirect	FDI T Floor direct-indirect T shape
Glare control (UGR class)	UGR<19	UGR<19	UGR<19	UGR<19	UGR<16	UGR<16
Luminaire luminous flux	Up to 170 lm/spot	Up to 170 lm/spot	Up to 170 lm/spot	Up to 170 lm/spot	1700 lm + 3600 lm for LED colour 930	3400 lm + 7200 lm for LED colour 930
Number of spots	8+8, 16+16	8+8, 16+16	8+8, 16+16	8+8, 16+16	32	32+32
Light distribution	Direct	Direct	Direct	Direct / Indirect	Direct / Indirect	Direct / Indirect
Optics	50°, Asymetric	50°, Asymetric	50°, Asymetric	50°, Asymetric, Batwing (indirect)	50°, Batwing (indirect)	50°, Batwing (indirect)
LED colour	927, 930, 935, 940	927, 930, 935, 940	927, 930, 935, 940	927, 930, 935, 940	927, 930, 935, 940	927, 930, 935, 940
Driver	Casambi, DALI-2, FO, IQ sensor**	Casambi, DALI-2, FO, IQ sensor**	Casambi, DALI-2, FO, IQ sensor**	Casambi, DALI-2, FO, IQ sensor**	TD, DALI-2 with IQ sensor or ADV Casambi sensor	TD, DALI-2 with ADV Casambi sensor
Colour			See the colour options below	See the colour options below		

Dimensions L (mm): 1682 - 3082 L (mm): 1682 - 3082 L (mm): 1682 - 3082 L (mm): 1962 - 3082 SH (mm): 1500, 3000, 5000



For C/S, SDI, S/SDI versions, the optical funnel and blind module colour are always black (except with the white version). *Single module is possible by adding end caps to the Line module. **Check available options for IQ sensor



Light source: High-flux PCB LED modules, mid-power SMD LED, CRI>90, MacAdam≤2, up to 100.000 h L90. / High-power LED, CRI>90, MacAdam≤2,5, 50.000h L80 B10 at 35°C. **Optic:** Low glare spot optical system with UGR<19. Batwing optical diffuser for indirect light. **Body:** Extruded aluminium profile, powder coated. **Control gear:** Integrated highly-efficient driver with fixed output (FO) or dimmable (DALI-2, Casambi). Optional separate switching for direct / indirect versions. **Power supply:** 230V 50Hz.

Sorgente: Moduli PCB LED High-flux, SMD LED mid-power, CRI>90, MacAdam≤2, fino a 100.000 h L90. / High-power COB LED, CRI>90, MacAdam≤2,5, 50.000h L80 B10 at 35°C. **Ottica:** Sistema ottico spot a basso abbagliamento con UGR<19. Diffusore ottico batwing per luce indiretta. **Corpo:** Profilo in alluminio estruso, verniciatura a polvere. **Alimentatore:** Alimentatore ad alta efficienza on/off (FO) o dimmerabile (DALI-2, Casambi) integrato. Accensione separata opzionale per la versione luce diretta / indiretta. **Alimentazione:** 230V 50Hz.

Standard: Special colours:

Source de luminaire: Haut-flux PCB LED modules, puissance moyenne SMD LED, CRI>90, MacAdam≤2, jusqu'à 100.000 h L90. / LED haute puissance, IRC > 90, MacAdam≤2,5, 50.000h L80 B10 at 35°C. **Optique:** Système optique spot à faible éblouissement avec UGR<19. Diffuseur optique batwing pour lumière indirecte. **Corps:** Profil en aluminium extrudé, revêtu par poudre. **Alimentation:** Driver intégré haute efficacité avec sortie fixe (FO) ou gradable (DALI-2, Casambi) Commutation séparée optionnelle pour les versions directes / indirectes. **Alimentation:** 230V 50Hz.



Voyd

Avoiding the ordinary

For offices with character

Office lighting doesn't have to be dull or uninspired. Voyd blends technical precision with aesthetic identity. Its soft, organic form and comfortable light quality create a pleasant working atmosphere.

The light source is designed to ensure optimal visibility on work surfaces, balanced overall brightness and soft contrast. Optional acoustic panels turn Voyd into a multifunctional element of interior design.

Per uffici con carattere

L'illuminazione dell'ufficio non deve essere necessariamente monotona o poco ispirata. Voyd coniuga precisione tecnica e identità estetica. La sua forma morbida e organica e la qualità della luce confortevole creano una piacevole atmosfera di lavoro.

La sorgente luminosa è progettata per garantire una visibilità ottimale sulle superfici di lavoro, una luminosità complessiva bilanciata e un contrasto morbido. I pannelli acustici opzionali trasformano Voyd in un elemento multifunzionale di interior design.

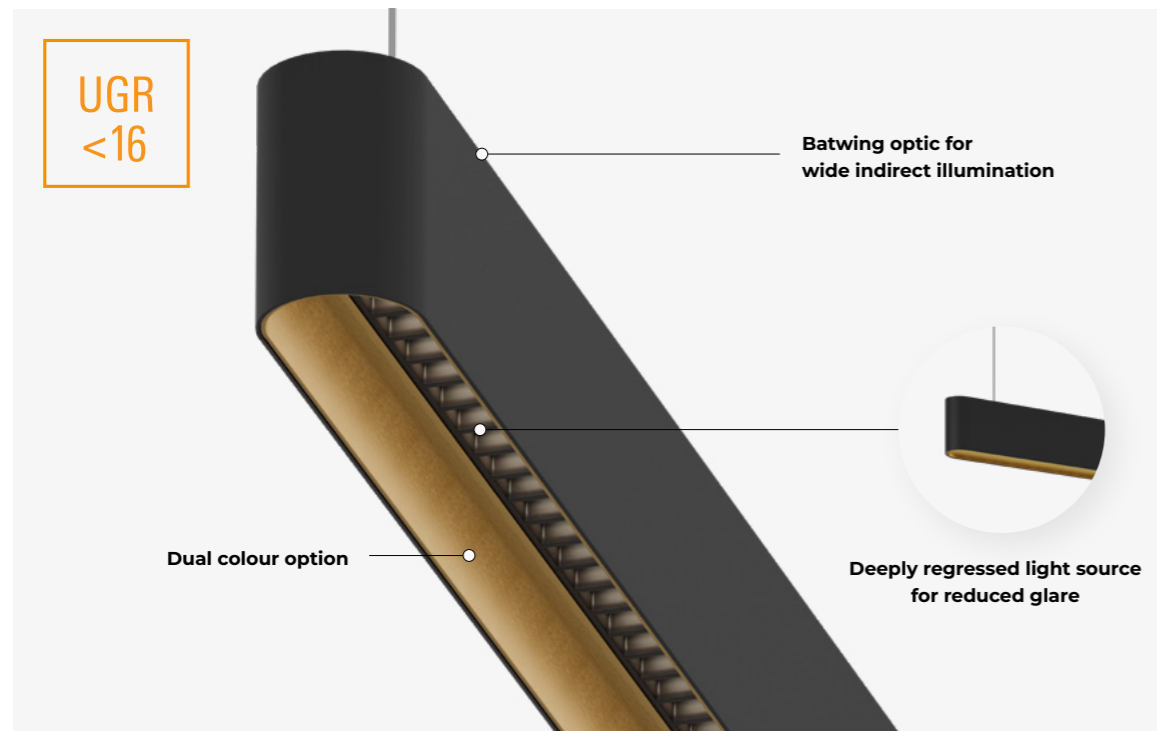
Pour les bureaux avec du caractère

L'éclairage de bureau ne doit pas nécessairement être terne ou sans inspiration. Voyd allie précision technique et identité esthétique. Sa forme douce et organique et la qualité confortable de sa lumière créent une atmosphère de travail agréable.

La source lumineuse est conçue pour garantir une visibilité optimale sur les surfaces de travail, un éclairage global équilibré et un contraste doux. Des panneaux acoustiques optionnels transforment Voyd en un élément multifonctionnel de design intérieur.



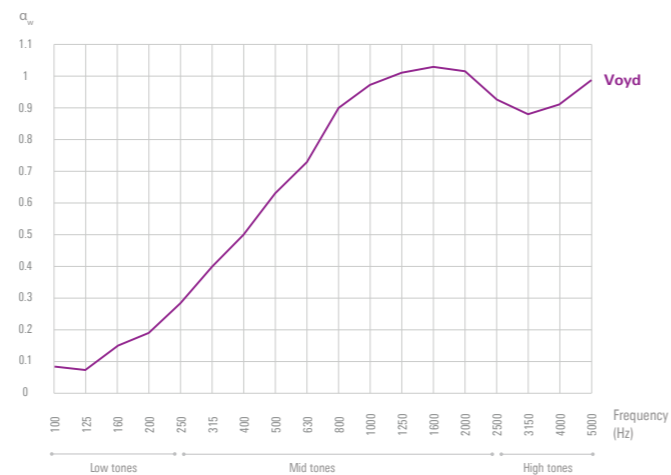




Acoustic felt wrap


Enhance both the appearance of your product and the acoustics of your space with acoustic felt wraps – available in a range of elegant colors with vertical inlays. Made from up to 60% recycled, fire-resistant material and fully recyclable, they bring together design, performance, and sustainability.

Fire Classification: B – s2, d0 (EN13501-1:2018)



Voyd

Technical Overview



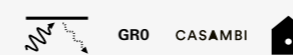
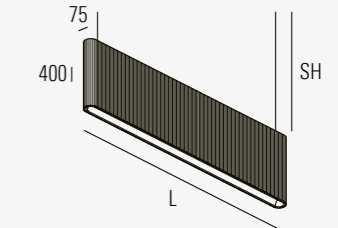
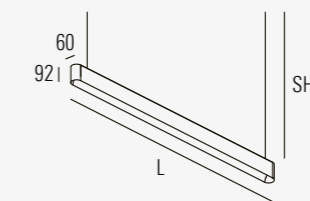
SDI LGO

Suspended Direct / Indirect low glare linear

SDI LGO ACOUSTIC

Suspended Direct / Indirect low glare linear with acoustic felt wrap

Glare control (UGR rate)	UGR<12	UGR<12
Luminaire luminous flux	Up to 4100 lm/m	Up to 4100 lm/m
Light distribution	Direct / Indirect	Direct / Indirect
Optics	Direct LGO / Indirect Batwing	Direct LGO / Indirect Batwing
LED colour	930, 935, 940	930, 935, 940
Driver	DALI-2, Casambi, TD	DALI-2, Casambi, TD
Colour		
Inner colour		
Colour acoustic wrap	-	
Dimension	L (mm): 1180 - 2300 SH (mm): 1500, 3000	L (mm): 1194 - 2314 SH (mm): 1500, 3000



Light source: High-flux PCB LED modules, mid-power SMD LED, CRI>90, MacAdam≤2, up to 100.000 h L90. **Optic:** Highly efficient acrylic optical lenses. Batwing optical diffuser for indirect light. **Body:** Extruded aluminium profile, powder coated. Acoustic felt wrap. **Ceiling cup:** For suspended versions, the ceiling cup and suspension set must be ordered separately. Find out more on the technical pages or online product configurator. **Control gear:** Integrated highly-efficient driver with fixed output (FO) or dimmable (DALI-2, Casambi, TD) - separate switching. **Power supply:** 230V 50Hz.

Sorgente: Moduli LED PCB ad alto flusso, LED SMD mid-power, CRI > 90, MacAdam ≤ 2, up to 100.000 h L90. **Ottica:** Lenti ottiche in acrilico ad alta efficienza. Diffusore ottico batwing per luce indiretta. **Corpo:** Profilo in alluminio estruso, verniciato a polvere. Rivestimento in feltro acustico. **Rosone:** Per le versioni a sospensione, il rosone e il kit di sospensione devono essere ordinati separatamente. Maggiori informazioni nelle pagine tecniche o nel configuratore online. **Alimentatore:** Driver integrato ad alta efficienza con uscita fissa (FO) o dimmerabile (DALI-2, Casambi, TD) – commutazione separata. **Alimentazione:** 230V 50Hz.

Source de luminaire: Modules LED PCB à haut flux, LED SMD mid-power, CRI > 90, MacAdam ≤ 2, up to 100.000 h L90. **Optique:** Lentilles optiques acryliques haute efficacité. Diffuseur optique batwing pour lumière indirecte. **Corps:** Profilé en aluminium extrudé, peint par poudrage. Revêtement en feutre acoustique. **Rosace:** Pour les versions suspendues, la rosace et le kit de suspension doivent être commandés séparément. Plus d'informations dans les pages techniques ou via le configurateur en ligne. **Appareillage de commande:** Driver intégré haute efficacité avec sortie fixe (FO) ou dimmable (DALI-2, Casambi, TD) – commutation séparée. **Alimentation:** 230V 50Hz.



Trix

Uncompromising, no tricks

Number one in price performance

Slimmer, lower, and more convenient, but still has it all. Trix boasts minimalistic design, modularity, high efficiency, and resistance without giving up on its looks.

It is born for supermarkets, schools, offices and industrial plants. Long lines are really easy to install. Choose track spotlights when illuminating focus zones or linear optic for uniform illumination; the set of modules is really vast, for any occasion.

Il primo per qualità/prezzo

Più sottile, più basso e più conveniente, ma con tutte le caratteristiche necessarie. Trix vanta un design dalle linee minimaliste, modularità, alta efficienza e resistenza senza mai rinunciare all'estetica.

È la soluzione perfetta per supermercati, scuole, uffici e stabilimenti industriali. Le lunghe file sono davvero semplici da installare. Si può scegliere tra proiettori su binario per concentrare la luce in determinate zone oppure ottiche lineari per un'illuminazione uniforme. La gamma di moduli è molto vasta, con una soluzione per ogni esigenza.

Numéro un en matière de prix et de performance

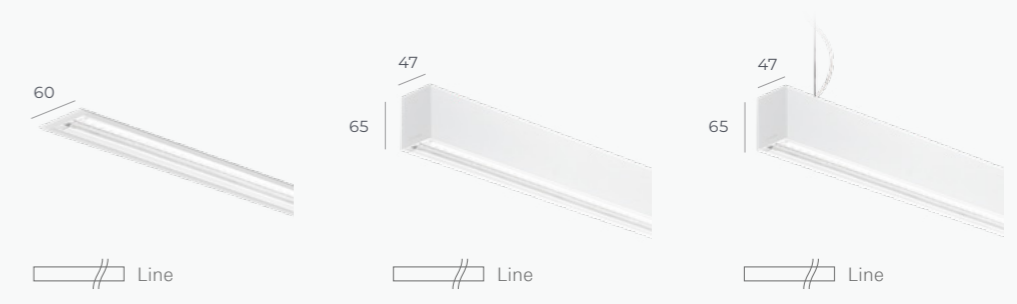
Plus mince, plus bas et plus pratique, mais il a tout pour plaire. Trix arbore un design minimaliste, une modularité, une grande efficacité et une résistance sans renoncer à son apparence.

Il est conçu pour les supermarchés, les écoles, les bureaux et les installations industrielles. Les longues lignes sont vraiment faciles à installer. Choisissez des projecteurs sur rail pour éclairer les zones de concentration ou des optiques linéaires pour un éclairage uniforme; l'ensemble des modules est vraiment vaste, pour toutes les occasions.

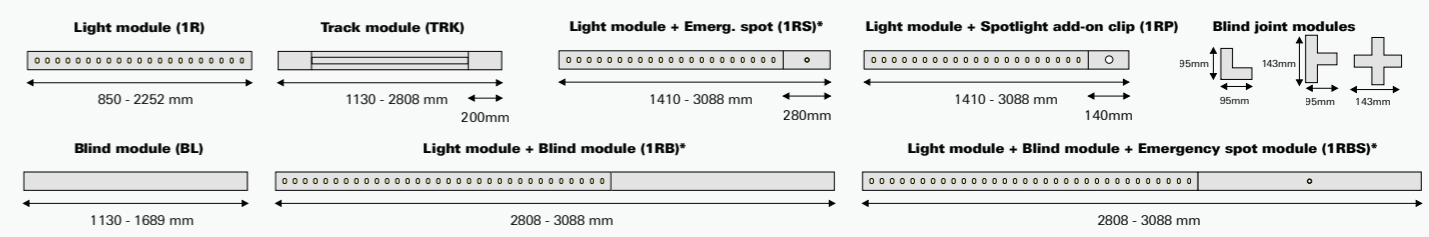


Trix


Technical Overview



	RV Recessed visible trim	C/S Ceiling / Suspended	SDI Suspended Direct / Indirect
Glare control (UGR class)	UGR < 19 (60° optic, low output)	UGR < 19 (60° optic, low output)	UGR < 19 (60° optic, low output)
Luminaire luminous flux/m	Up to 6200 lm/m	Up to 6200 lm/m	Up to 7800 lm/m
Light distribution	Direct	Direct	Direct / Indirect
DLOR/ULOR*	-	-	75% / 25%
Optics	30°, 60°, 60° (UGR<19), 110°, AS, ASD	30°, 60°, 60° (UGR<19), 110°, AS, ASD	30°, 60°, 60° (UGR<19), 110°, AS, ASD, Batwing (indirect)
LED colour	830, 840, 930, 940	830, 840, 930, 940	830, 840, 930, 940
Driver	Casambi, DALI-2, FO	Casambi, DALI-2, FO	Casambi, DALI-2, FO
Emergency kit**	EM spot 1h/3h with corridor/symmetric optic	EM spot 1h/3h with corridor/symmetric optic	EM spot 1h/3h with corridor/symmetric optic
Colour	WH BK	WH BK	WH BK




* EM and blind modul can be placed at the beginning or at the end of the line.
 All technical data refer to light modules (1R). See web page for other module types. * Data refer to model L1690mm, 840 medium output, 60° lens. ** Available with 1RS and 1RBS module types. See web page for more info.



Light source: High-flux PCB LED modules, mid-power SMD LED, CRI>80/90, MacAdam≤2, up to 100.000 h L90. **Optic:** Highly efficient acrylic optical lenses. Batwing optical diffuser for indirect light. **Body:** Extruded aluminium profile, powder coated. **Ceiling cup:** For suspended versions, the ceiling cup and suspension set must be ordered separately. Find out more on the technical pages or online product configurator. **Control gear:** Integrated highly-efficient driver with fixed output (FO) or dimmable (DALI-2, Casambi). Optional separate switching for direct / indirect versions. **Emergency:** EM Spot module with Corridor or Symmetric optic, 1h or 3h autonomy. **Power supply:** 230V 50Hz.

Sorgente: Moduli high-flux PCB LED, mid-power SMD LED, CRI>80/90, MacAdam≤2, fino a 100.000 h L90. **Ottica:** Lenti acriliche ad alta efficienza. Diffusore ottico batwing per luce indiretta. **Corpo:** Profilo in alluminio estruso, verniciatura a polvere. **Rosone:** Per le versioni a sospensione, il rosone e il kit sospensione devono essere ordinati separatamente. Maggiori informazioni nelle pagine relative alle caratteristiche tecniche o sul configuratore del prodotto online. **Alimentatore:** Alimentatore ad alta efficienza on/off (FO) o dimmerabile (DALI-2, Casambi) integrato. Accensione separata opzionale per la versione luce diretta / indiretta. **Emergenza:** Modulo Spot EM con ottica per vie di fuga o simmetrica, autonomia di 1h o 3h. **Alimentazione:** 230V 50Hz.

Source de luminaire: Modules PCB LED haut flux, moyenne puissance SMD LED, IRC>80/90, MacAdam ≤3, jusqu'à 100.000 h L90. **Optique:** Lentilles optiques acryliques à haute efficacité. Diffuseur optique batwing pour lumière indirecte. **Corps:** Profil en aluminium extrudé, revêtu par poudre. **La patère:** Pour la version suspendue, la patère et les fils de suspension doivent être commandés séparément. **Alimentation:** Driver intégré haute efficacité avec sortie fixe (FO) ou gradable (DALI-2) Commutation séparée optionnelle pour les versions directes / indirectes. **Bloc de securite:** Module EM Spot avec optique Couloir ou Symetric, autonomie 1h ou 3h. **Alimentation:** 230V 50Hz.




Light module

Supermarkets, classrooms, offices, or industrial plants have some specifics that have to be taken into consideration when planning lighting. Professional lenses allow you to choose the right light.



Track module for spots

Create contrasts, highlight textures, bring out the colours and make your product stand out. The track is integrated into the profile and combined with other modules.



Light module and spotlight

Perfect for supermarkets when you want to combine the asymmetric light module and spot, to additionally point out the merchandise on shelves.

Emergency module

There are two types of emergency modules that can be integrated in the luminaire - spot or linear, with the autonomy of 1 or 3 hours.





Gyon

More is more

Fully flexible, widely adaptable, all efficient

The possibility of endless lines allows you to go as far as you want. Thanks to the modularity, the luminaire can be designed, as you want it and to go in different directions. This is only the beginning of what you can create with Gyon.

Outstanding performance plus bespoke lengths is the perfect recipe for your modular solution, to find the best possible fit and excellent end result. The way you combine the light lines is up to you, as it should be.

Flessibilità completa, versatilità totale, efficienza estrema

La disponibilità di infinite composizioni ti consente di soddisfare ogni esigenza. Grazie alla sua modularità, questo sistema di illuminazione può essere progettato secondo le tue preferenze e seguire diverse direzioni. Questo è solo un assaggio di ciò che Gyon è in grado di offrirti.

Le prestazioni eccezionali unite alla possibilità di gestire la lunghezza sono la ricetta ideale per la tua soluzione modulare, il risultato sarà garantito. La chiave per costruire le linee luminose è nelle mani.

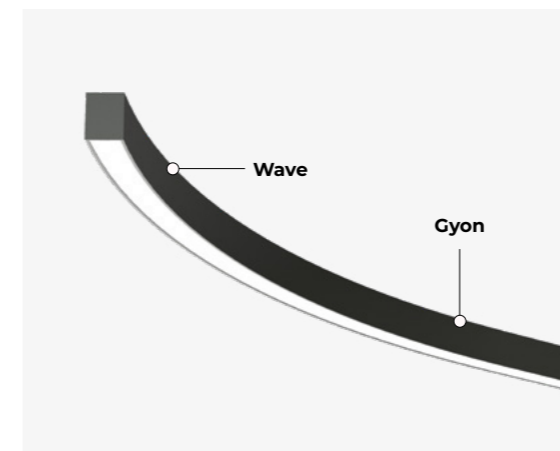
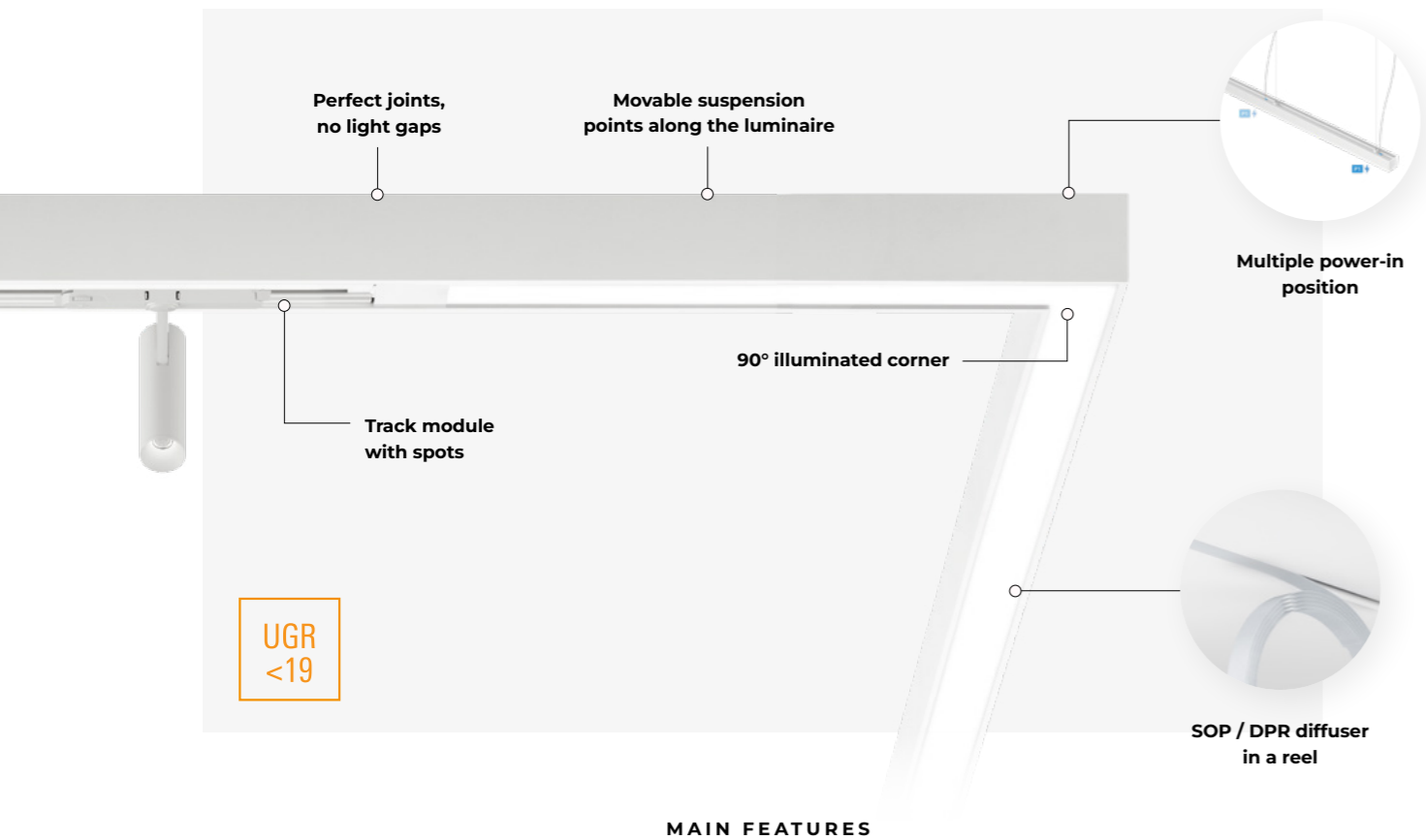
Totalement flexible, parfaitement adaptable, ultra efficace

La possibilité d'avoir des lignes infinies vous permet d'aller aussi loin que vous le voulez. Grâce à sa modularité, le luminaire peut être conçu comme vous le souhaitez et aller dans différentes directions. Et ce n'est que le début de tout ce que vous pouvez créer avec Gyon.

Des performances exceptionnelles couplées à des longueurs sur mesure : voilà la recette idéale pour votre solution modulaire, pour trouver la meilleure combinaison possible et aboutir à un excellent résultat final. La façon dont vous associez les lignes de lumière ne tient qu'à vous, comme il se doit.





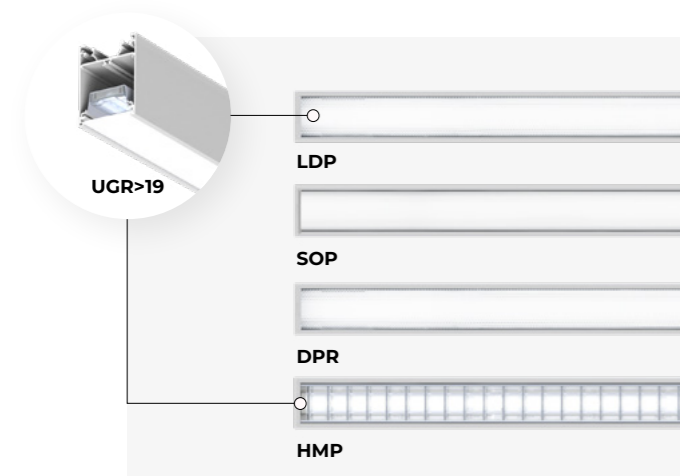
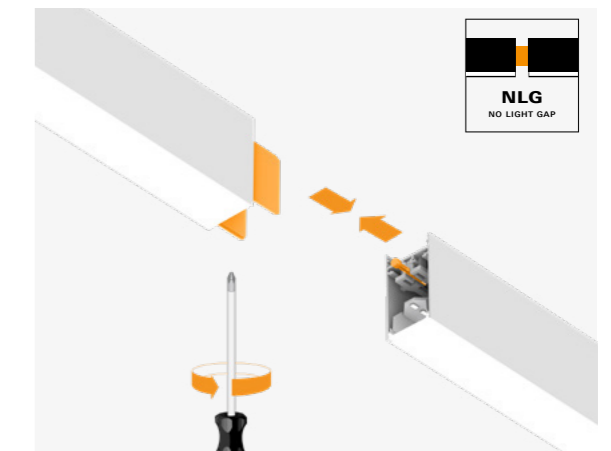


Wave + Gyon = a perfect couple

Did you know that Gyon and Wave can be easily joined together? You can combine curved modules of Wave and the linear modules of Gyon to create unique flexible lines.

Perfect joints, no light gaps

With an innovative twist and lock joint element, the assembly between two modules is now quick and easy, and the profiles are strongly connected with no risk of bending. The light has absolutely no possibilities to escape.

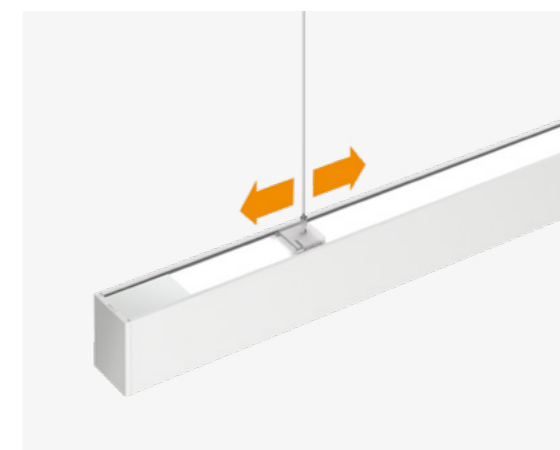



A wide variety of optics

- Gyon family offers maximum optics selection:
- Low glare diffused prism with UGR>19 (LDP)
 - Satin opal polycarbonate diffuser (SOP)
 - Soft- light microprismatic polycarbonate optic (DPR)
 - Satin silver coated aluminium louvre (HMP)
 - Asymmetric optic (AS)

LDP optic is perfect for workplaces

Inappropriate lighting causes headaches and eye trouble. Create a healthier working environment with lighting which affects our well-being, mood and concentration.



Movable suspension points

The suspension can be moved along the luminaire to ensure optimal mounting on your ceiling.


Gyon C, S IP54

IP54 protection allows you to use Gyon beneath a roof overhang. It is resistant to dust and moisture.

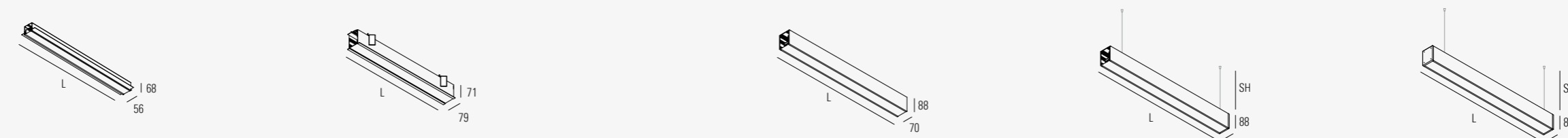


Gyon

Technical Overview



	RI Recessed trim-less	RV Recessed visible trim	C/S Ceiling / Suspended	SDI Suspended Direct / Indirect	C, S IP54 Ceiling, suspended with IP54
Glare control (UGR class)	UGR < 19 (LDP optic)	UGR < 19 (LDP optic)	UGR < 19 (HMP, LDP optic)	UGR < 19 (HMP, LDP optic)	-
Luminaire luminous flux/m	Up to 2900 lm/m	Up to 2900 lm/m	Up to 2900 lm/m	Up to 4900 lm/m	Up to 2750 lm/m
Light distribution	Direct	Direct	Direct	Direct / Indirect	Direct
Optics	SOP, DPR, LDP (UGR<19)	SOP, DPR, HMP, LDP (UGR<19), AS	SOP, DPR, HMP, LDP (UGR<19), AS	SOP, DPR, HMP, LDP (UGR<19), AS	SOP
LED colour	830, 840, 927, 930, 935, 940	830, 840, 927, 930, 935, 940	830, 840, 927, 930, 935, 940	830, 840, 927, 930, 935, 940	830, 840, 927, 930, 935, 940
Dynamic illumination	Tunable white 2700 - 6500K	Tunable white 2700 - 6500K	Tunable white 2700 - 6500K	Tunable white 2700 - 6500K	Tunable white 2700 - 6500K
Driver	Casambi, DALI-2, FO	Casambi, DALI-2, FO	Casambi, DALI-2, FO	Casambi, DALI-2, FO, TD	DALI-2, FO
Emergency kit	EM 1h / 3h	EM 1h / 3h	EM 1h / 3h	EM 1h / 3h	-
IP protection	IP20 / IP44**	IP20 / IP44**	IP43 / IP20***	IP20	IP54
Colour	WH	WH BK	WH BK + [Color Swatches]	WH BK + [Color Swatches]	WH BK
Dimensions	L (mm): 565 - 3092	L (mm): 592 - 3122	L (mm): 576 - 3112	L (mm): 602 - 3112 SH (mm): 1500, 3000, 5000	L (mm): 581 - 3101 SH (mm): 1500, 3000, 5000



* Data refer to model L1405mm, 840 medium output, SOP diffuser. ** IP value from the exposed side for single version. *** IP value for suspended mounting and lines.

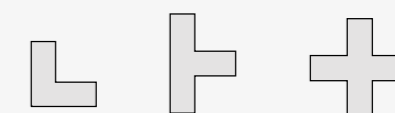


Light source: High-flux PCB LED modules, mid-power SMD LED, CRI>80/90, MacAdam≤2, up to 100.000 h L90. **Optic:** Satin opal diffuser (SOP) or soft-light prismatic optics (DPR) from polycarbonate for direct light. Satin opal polycarbonate diffuser (SOP) for indirect light, Satin silver-coated aluminium double parabolic louvre (HMP), Low glare diffused prismatic optic (LDP) with UGR<19, Linear asymmetrical optic with opal polycarbonate diffuser. **Body:** Extruded aluminium profile, powder coated. **Ceiling cup:** For suspended versions, the ceiling cup and suspension set must be ordered separately. Find out more on the technical pages or online product configurator. **Control gear:** Integrated highly-efficient driver with fixed output (FO) or dimmable (DALI-2, Casambi). Optional separate switching for direct / indirect versions. **Emergency:** Emergency kit version with autonomy 1h or 3h. **Power supply:** 230V 50Hz.

Sorgente: Moduli PCB LED High-flux, SMD LED mid-power, CRI>80/90, MacAdam≤2, fino a 100.000 h L90. **Ottica:** Schermo opale satinato (SOP) o ottica prismatica soft-light (DPR) in polycarbonato per luce diretta. Schermo opale in polycarbonato (SOP) per luce indiretta, Ottica a doppia parabola in alluminio verniciato argentato satinato (HMP), Ottica prismatica diffusa (LDP) a basso abbagliamento con UGR<19, Ottica asimmetrica lineare con schermo opale in polycarbonato. **Corpo:** Profilo in alluminio estruso, verniciatura a polvere. **Rosone:** Per le versioni a sospensione, il rosone e il kit sospensione devono essere ordinati separatamente. Maggiori informazioni nelle pagine relative alle caratteristiche tecniche o sul configuratore del prodotto on line. **Alimentatore:** Alimentatore ad alta efficienza on/off (FO) o dimmerabile (DALI-2, Casambi) integrato. Accensione separata opzionale per la versione luce diretta / indiretta. **Emergenza:** Versione con kit di emergenza, autonomia 1h o 3h. **Alimentazione:** 230V 50Hz.

Source de luminaire: Modules PCB LED haut flux, moyenne puissance SMD LED, IRC>80/90, MacAdam ≤2, jusqu'à 100.000 h L90. **Optique:** Diffuseur opale satiné (SOP) ou optique prismatique à lumière douce (DPR) en polycarbonate pour une lumière directe. Diffuseur en polycarbonate opale satiné (SOP) pour lumière indirecte, Grille double parabolique en aluminium satiné argenté (HMP), Optique prismatique diffuse à faible éblouissement (LDP) avec UGR<19, Optique linéaire asymétrique avec diffuseur en polycarbonate opale. **Corps:** Profil en aluminium extrudé, revêtu par poudre. **La patère:** Pour la version suspendue, la patère et les filins de suspension doivent être commandés séparément. **Alimentation:** Driver intégré haute efficacité avec sortie fixe (FO) ou gradable (DALI-2) Commutation séparée optionnelle pour les versions directes / indirectes. **Bloc de securite:** Version kit d'urgence avec autonomie 1h ou 3h. **Alimentation:** 230V 50Hz.

On all versions available blind modules:





BIGSEE
PRODUCT DESIGN
AWARD
2018



Wave

Bored of being straight

If straight is not your thing, you're on the right page


From classical form to an artistic drawing with irregular lines and round objects, Wave gives you the privilege of doing it as big and as bold as you want. Use a quarter or an eighth of a circle and combine it with the straight lines of Gyon, creating something that's completely unique and fits your needs. Wave is the perfect pick for big fluid spaces as it can easily chase the architecture and gives your visitors a reason to look up.

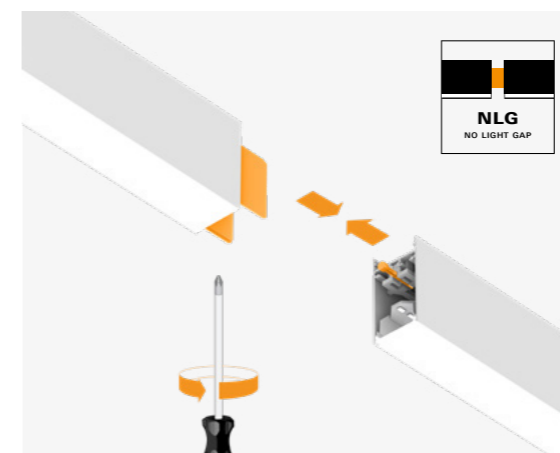
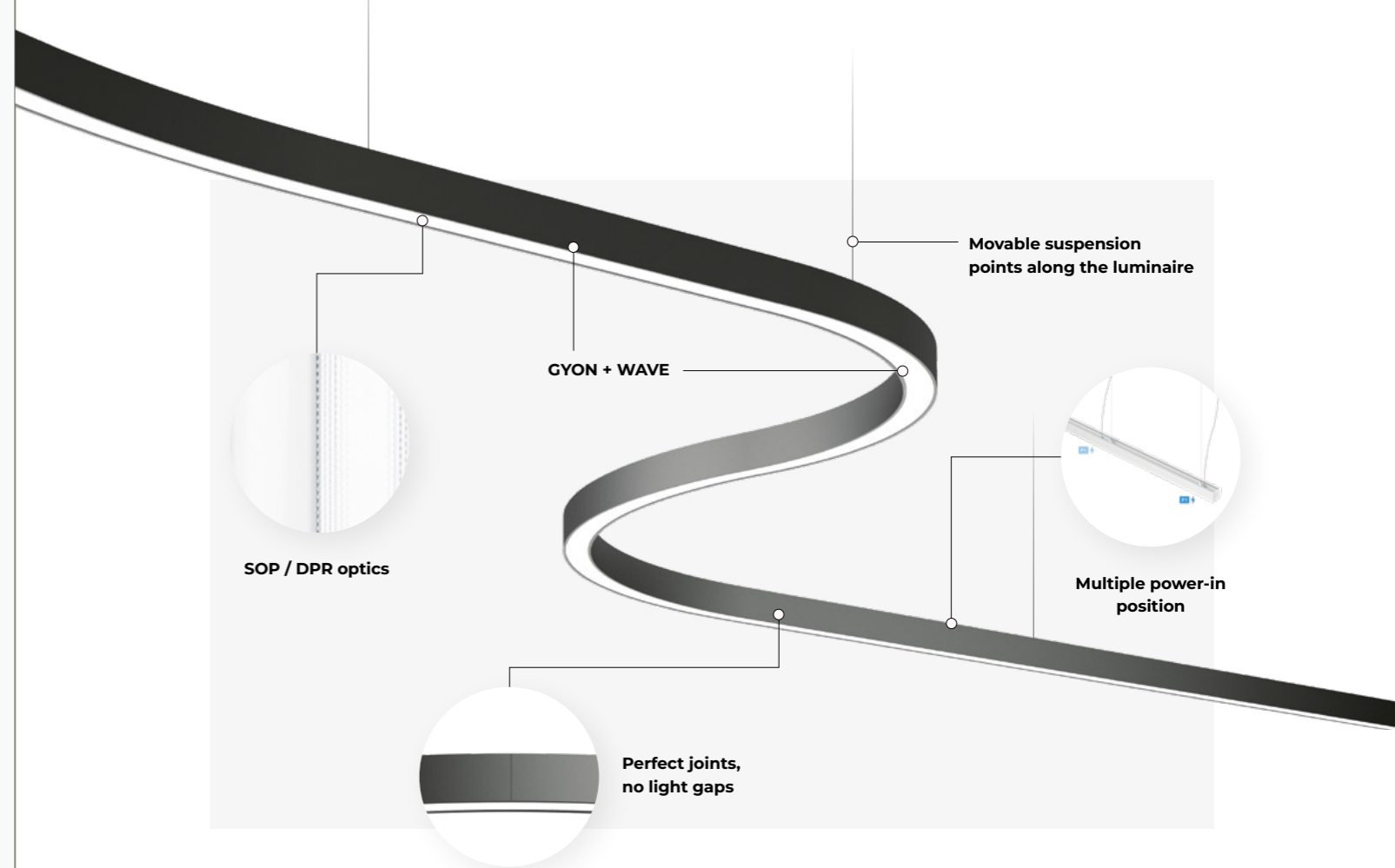

Se la linearità non è la tua passione, questo è il prodotto giusto

Dalle forme classiche a un disegno artistico sinuoso con forme tondeggianti, Wave ti offre l'opportunità di rendere tutto più grande e audace, proprio come lo desideri. Usa un quarto o un ottavo di cerchio e combinalo con i sistemi lineari Gyon, creando qualcosa di esclusivo e adatto alle tue esigenze. Wave è la scelta perfetta per i grandi spazi fluidi in grado di assecondare facilmente l'architettura e offrire ai tuoi visitatori un giusto colpo d'occhio.

Si la ligne droite n'est pas votre truc, vous êtes à la bonne page

De la forme classique au dessin artistique avec des lignes irrégulières et des objets ronds, Wave vous donne le privilège de le faire aussi grand et aussi audacieux que vous le souhaitez. Utilisez un quart ou un huitième de cercle et combinez-le avec les lignes droites de Gyon, et vous obtiendrez quelque chose de tout à fait unique et adapté à vos besoins. Wave est le choix idéal pour les grands espaces ouverts car il peut facilement s'adapter à l'architecture et donne à vos visiteurs une raison de regarder vers le haut.



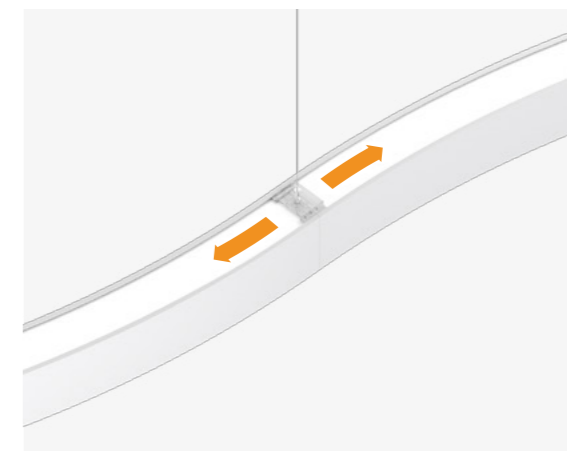


Perfect joints, no light gaps

With an innovative twist and lock joint element, the assembly between two modules is now quick and easy, and the profiles are strongly connected with no risk of bending. The light has absolutely no possibilities to escape.

Movable suspension points

The suspension can be moved along the luminaire to ensure optimal mounting on your ceiling. Only one suspension per joint is needed instead of two. In case of indirect illumination movement is limited.



Wave

Technical Overview



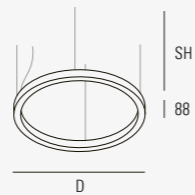
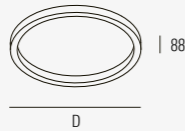
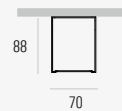
WAVE ROUND C/S

Ceiling / Suspended

WAVE ROUND SDI

Suspended Direct / Indirect

Luminaire luminous flux	Up to 66300 lm	Up to 133400 lm
Light distribution	Direct	Direct / Indirect
DLOR/ULOR*	-	52 / 48%
Optics	SOP, DPR	SOP, DPR
LED colour	830, 840, 927, 930, 935, 940	830, 840, 927, 930, 935, 940
Dynamic illumination	Tunable white 2700 - 6500K	Tunable white 2700 - 6500K
Driver	Casambi, DALI-2, FO	Casambi, DALI-2, FO
Dimensions	D (mm): 615 - 8000	D (mm): 615 - 8000 SH (mm): 1500, 3000, 5000



* Data refer to LED colour 840, medium output, SOP diffuser.

Standard: Special colours:



Light source: High-flux PCB LED modules, mid-power SMD LED, CRI>80/90, MacAdam \leq 2, up to 100.000 h L90. **Optic:** Satin opal diffuser (SOP) or soft-light prismatic optics (DPR) from polycarbonate for direct light. Satin opal polycarbonate diffuser (SOP) for indirect light. **Body:** Extruded aluminium profile, powder coated. **Ceiling cup:** For suspended versions, the ceiling cup and suspension set must be ordered separately. Find out more on the technical pages or online product configurator. **Control gear:** Integrated highly-efficient driver with fixed output (FO) or dimmable (DALI-2, Casambi). Optional separate switching for direct / indirect versions. **Power supply:** 230V 50Hz.

Sorgente: Moduli PCB LED High-flux, SMD LED mid-power, CRI>80/90, MacAdam \leq 2, fino a 100.000 h L90. **Ottica:** Schermo opale satinato (SOP) o ottica prismatica soft-light (DPR) in polycarbonato per luce diretta. Schermo opale in polycarbonato (SOP) per luce indiretta. **Corpo:** Profilo in alluminio estruso, verniciatura a polvere. **Rosone:** Per le versioni a sospensione, il rosone e il kit sospensione devono essere ordinati separatamente. Maggiori informazioni nelle pagine relative alle caratteristiche tecniche o sul configuratore del prodotto on line. **Alimentatore:** Alimentatore ad alta efficienza on/off (FO) o dimmerabile (DALI-2, Casambi) integrato. Accensione separata opzionale per la versione luce diretta / indiretta. **Alimentazione:** 230V 50Hz.


Source de luminaire: Modules PCB LED haut flux, moyenne puissance SMD LED, IRC>80/90, MacAdam \leq 2, jusqu'à 100.000 h L90. **Optique:** Diffuseur opale satiné (SOP) ou optique prismatique à lumière douce (DPR) en polycarbonate pour une lumière directe. Diffuseur en polycarbonate opale satiné (SOP) pour lumière indirecte. **Corps:** Profil en aluminium extrudé, revêtu par poudre. **La patère:** Pour la version suspendue, la patère et les filins de suspension doivent être commandés séparément. **Alimentation:** Driver intégré haute efficacité avec sortie fixe (FO) ou gradable (DALI-2, Casambi) Commutation séparée optionnelle pour les versions directes / indirectes. **Alimentation:** 230V 50Hz.

LINEAR

See more in Gyon Family (page 235)



CURVED 45°



CURVED 90°



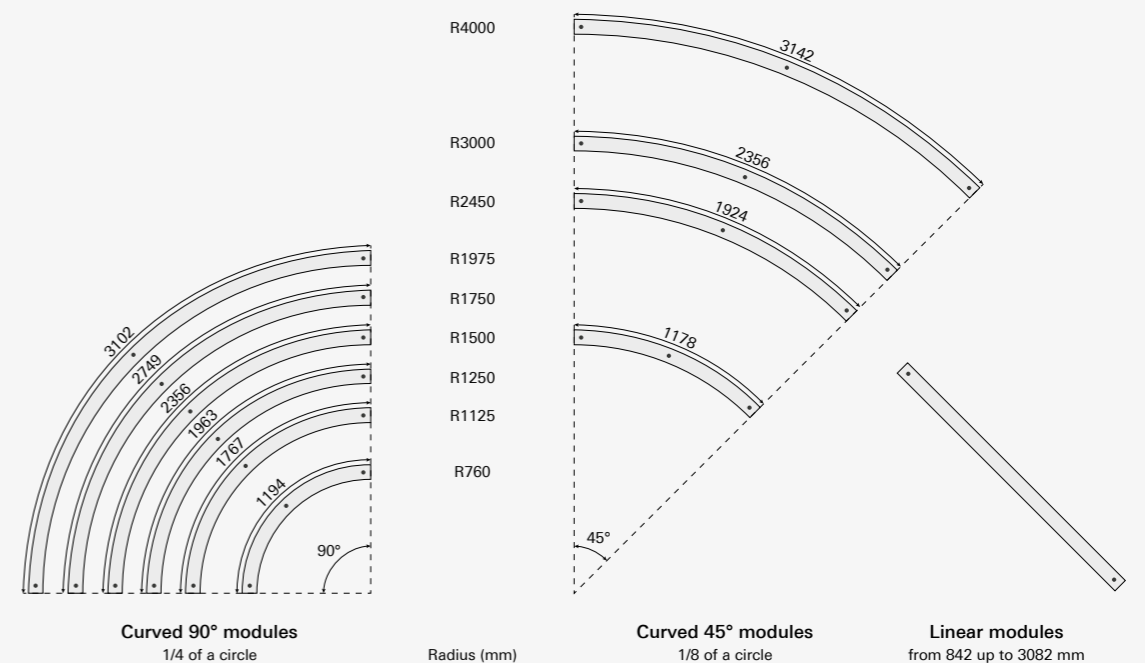
WAVE C/S


Ceiling / Suspended

WAVE SDI

Suspended Direct / Indirect

Luminaire luminous flux	Up to 2900 lm/m	Up to 4900 lm/m
Light distribution	Direct	Direct / Indirect
DLOR/ULOR*	-	52 / 48%
Optics	SOP, DPR	SOP, DPR
LED colour	830, 840, 927, 930, 935, 940	830, 840, 927, 930, 935, 940
Dynamic illumination	Tunable white 2700 - 6500K	Tunable white 2700 - 6500K
Driver	Casambi, DALI-2, FO	Casambi, DALI-2, FO
Dimensions		





Acousto

Acoustic comfort

Keeps noise down

In an open workspace, there is nothing more annoying than noises you don't want to hear. But here comes Acousto and it's here to make a change. Acousto is a luminaire that features acoustic panels that provide excellent absorption of sounds, making your area not only quieter, but also more private.

Think about Acousto when creating large and open spaces with a majority of hard surfaces and an echo, or when you're simply seeking a different and green solution. And by saying that, we're thinking about MOSSwall® panels, that not only help absorb the noise but also bring nature indoors and are maintenance free. How cool is that?

Attenua il rumore

In uno spazio di lavoro aperto, nulla è più fastidioso dei rumori che non vorremmo sentire. La soluzione si chiama Acousto e sarà la svolta definitiva. Acousto è una lampada dotata di pannelli acustici che garantiscono un eccellente assorbimento dei suoni, rendendo la tua area più silenziosa, oltre che più privata.


Immagina Acousto durante la creazione di spazi ampi e aperti con la presenza prevalente di superfici dure e di eco, oppure quando sei semplicemente alla ricerca di una soluzione diversa e "green". Ebbene, abbiamo pensato ai pannelli MOSSwall®, che favoriscono l'assorbimento del rumore e portano la natura in casa senza richiedere alcuna manutenzione. Straordinario, no?

Réduit le bruit

Dans un espace de travail ouvert, il n'y a rien de plus agaçant que les bruits que vous ne voulez pas entendre. Voici Acousto qui va révolutionner votre environnement de travail. Acousto est un luminaire doté de panneaux acoustiques qui assurent une excellente absorption des sons afin de rendre votre espace non seulement plus silencieux, mais aussi plus privé.

Pensez à Acousto lorsque vous créez de grands espaces ouverts avec une majorité de surfaces dures et sujettes aux échos, ou si vous recherchez tout simplement une solution différente et écologique. Et en disant cela, nous pensons aux panneaux MOSSwall® qui, en plus d'absorber le bruit, apportent la nature à l'intérieur et ne nécessitent aucun entretien. Est-ce que ceci n'est pas cool?





Sound absorbing MOSSwall® panel from natural moss

SOP / DPR optics

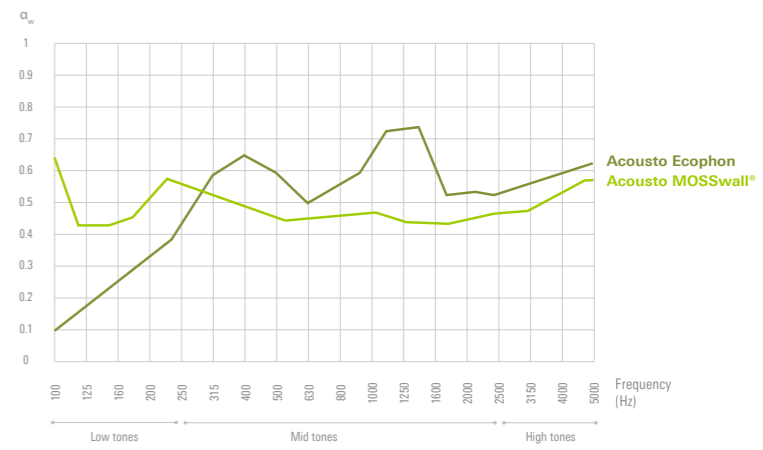
MAIN FEATURES

A glimpse of nature

MOSSwall® is produced from a natural lichen by using a 100% ecological application. It requires a 40 - 50% relative humidity level and does not appreciate direct sunlight. If the humidity drops below 40%, the lichens crystallize and dries, signalling the atmospheric change. It's 100% maintenance-free and certified as fire-resistant. MOSSwall® panel has a 3-year warranty.

Great sound absorption

Acousto features A-class sound absorption. Measurements show that MOSSwall® absorbs lower frequencies better, while Ecophon™ has better performance with speech frequencies.



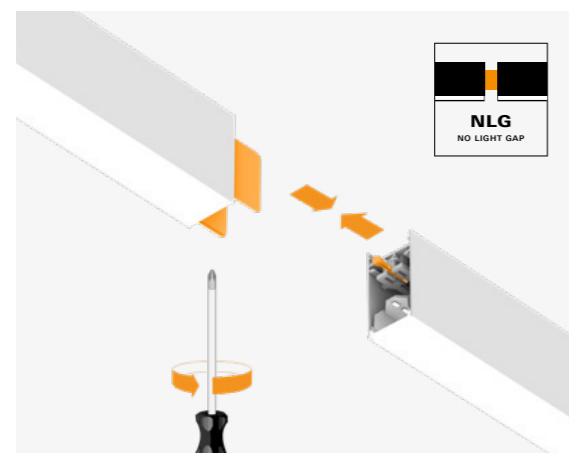


Sound absorbing panel from Ecophon



Your open office luminaire

Think about Acousto when planning an open office with lots of high frequency noises, like phone ringing.



Perfect joints, no light gaps


With an innovative twist and lock joint element, the assembly between two modules is now quick and easy, and the profiles are strongly connected with no risk of bending. The light has absolutely no possibilities to escape.

Acousto


Technical Overview



MOSSWALL®



ECOPHON



ROUND C/S/SDI

Ceiling / Suspended / Suspended Direct-Indirect

SQUARE C/S/SDI

Ceiling / Suspended / Suspended Direct-Indirect

Acoustic panel type	MOSSwall® / Ecophon	MOSSwall® / Ecophon
Luminaire luminous flux	Up to 2900 lm/m (C/S), up to 4900 lm/m (SDI)	Up to 2900 lm/m (C/S), up to 4900 lm/m (SDI)
Light distribution	Direct (C/S), Direct / Indirect (SDI)	Direct (C/S), Direct / Indirect (SDI)
Optics	SOP, DPR	SOP, DPR
LED colour	830, 840, 927, 930, 935, 940	830, 840, 927, 930, 935, 940
Dynamic illumination	Tunable white 2700 - 6500K	Tunable white 2700 - 6500K
Driver	Casambi, DALI-2, FO, TD	Casambi, DALI-2, FO, TD
Colour		
MOSSwall® colour		
Sound absorbing surface	0,5 / 1,1 m ² (C), 1,0 / 2,2 m ² (S), 1,0 / 2,2 m ² (SDI)	1,4 m ² (C), 2,8 m ² (S), 2,8 m ² (SDI)
Dimensions	D (mm): 950, 1350 SH (mm): 1500, 3000, 5000 	SH (mm): 1500, 3000, 5000



Light source: High-flux PCB LED modules, mid-power SMD LED, CRI>80/90, MacAdam \leq 2, up to 100.000 h L90. **Optic:** Satin opal diffuser (SOP) or soft-light prismatic optics (DPR) from polycarbonate for direct light. Satin opal polycarbonate diffuser (SOP) for indirect light. **Body:** Extruded aluminium curved profile, powder coated with acoustic Ecophon or MOSSwall® central plate. **Ceiling cup:** For suspended versions, the ceiling cup and suspension set must be ordered separately. Find out more on the technical pages or online product configurator. **Control gear:** Integrated highly-efficient driver with fixed output (FO) or dimmable (DALI-2, Casambi). Optional separate switching for direct / indirect versions. **Power supply:** 230V 50Hz.

Sorgente: Moduli PCB LED High-flux, SMD LED mid-power, CRI>80/90, MacAdam \leq 2, fino a 100.000 h L90. **Ottica:** Schermo opale satinato (SOP) o ottica prismatic soft-light (DPR) in polycarbonato per luce diretta. Schermo opale in polycarbonato (SOP) per luce indiretta. **Corpo:** Profilo curvo in alluminio estruso, verniciato a polvere con pannello centrale acustico Ecophon o MOSSwall®. **Rosone:** Per le versioni a sospensione, il rosone e il kit sospensione devono essere ordinati separatamente. Maggiori informazioni nelle pagine relative alle caratteristiche tecniche o sul configuratore del prodotto on line. **Alimentatore:** Alimentatore ad alta efficienza on/off (FO) o dimmerabile (DALI-2, Casambi) integrato. Accensione separata opzionale per la versione luce diretta / indiretta. **Alimentazione:** 230V 50Hz.

Source de luminaire: Modules PCB LED haut flux, moyenne puissance SMD LED, IRC>80/90, MacAdam \leq 2, jusqu'à 100.000 h L90. **Optique:** Diffuseur opale satiné (SOP) ou optique prismatic à lumière douce (DPR) en polycarbonate pour une lumière directe. Diffuseur en polycarbonate opale satiné (SOP) pour lumière indirecte. **Corps:** Profilé incurvé en aluminium extrudé, enduit de poudre avec plaque centrale Ecophon ou MOSSwall® acoustique. **La patère:** Pour la version suspendue, la patère et les fils de suspension doivent être commandés séparément. **Alimentation:** Driver intégré haute efficacité avec sortie fixe (FO) ou gradable (DALI-2) Commutation séparée optionnelle pour les versions directes / indirectes. **Alimentation:** 230V 50Hz.



BY CHICAGO ATHENAEUM

DESIGN PLUS
powered by light+building



red dot design award
winner



Tracker

Goes with the flow

Created to create

Tracker is made to track the fluid architecture and is by far our most adjustable trim-less luminaire when it comes to shapes.

Tracker is the first luminaire to go beyond horizontal movement and introduce endless possibilities to follow vertical lines in the space as well. With its ability to adapt to wall or ceiling radius (+/-500 mm), Tracker can vary from bold and artistic to a luminaire that discreetly blends in and supports the creativity of the architect or lighting designer. And it's not only about its clean looks; it's also about the hidden logic of this luminaire, as it fits perfectly with standard construction elements.

Creato per creare


Tracker è stato progettato per giocare con l'architettura in maniera fluida e rappresenta indubbiamente l'apparecchio trim-less più plasmabile.

Tracker è il primo apparecchio che va oltre il movimento orizzontale, dando infinite possibilità di seguire linee verticali nello spazio. Grazie alla capacità di inserirsi tra parete e soffitto con un raggio variabile (+/- 500 mm), Tracker può trasformarsi da elemento audace e artistico ad apparecchio discreto, coadiuvando la creatività dell'architetto o del lighting designer. Oltre ad avere un aspetto pulito, è importante la logica nascosta di questo sistema che si adatta perfettamente agli elementi costruttivi standard.

Créer pour créer

Tracker est conçu pour suivre la fluidité de l'architecture et il est de loin notre luminaire invisible le plus ajustable lorsqu'il s'agit de s'adapter aux formes du bâtiment.

Tracker est le premier luminaire à dépasser le mouvement horizontal et à offrir des possibilités infinies lorsqu'il s'agit de suivre des lignes verticales dans l'espace. Grâce à sa capacité d'adaptation au mur ou au type de plafond (+/-500 mm), Tracker peut être à la fois audacieux et artistique, qu'un luminaire qui s'intègre en toute discrétion et renforce la créativité de l'architecte ou du concepteur lumière. Et il n'est pas question que de son aspect propre, mais aussi de la logique cachée de ce luminaire, car il s'adapte parfaitement aux éléments de construction standard.



Private office / Visualization: Cesma studio




Tracker LR 45°, 90°

Tracker UD

Bending with the ceiling

Tracker UD (up/down) is made to track the fluid architecture. It literally bends with the ceiling to track different ceiling radius and adapts to both, concave and convex surfaces.

MAIN FEATURES



up to
1460
lm/m

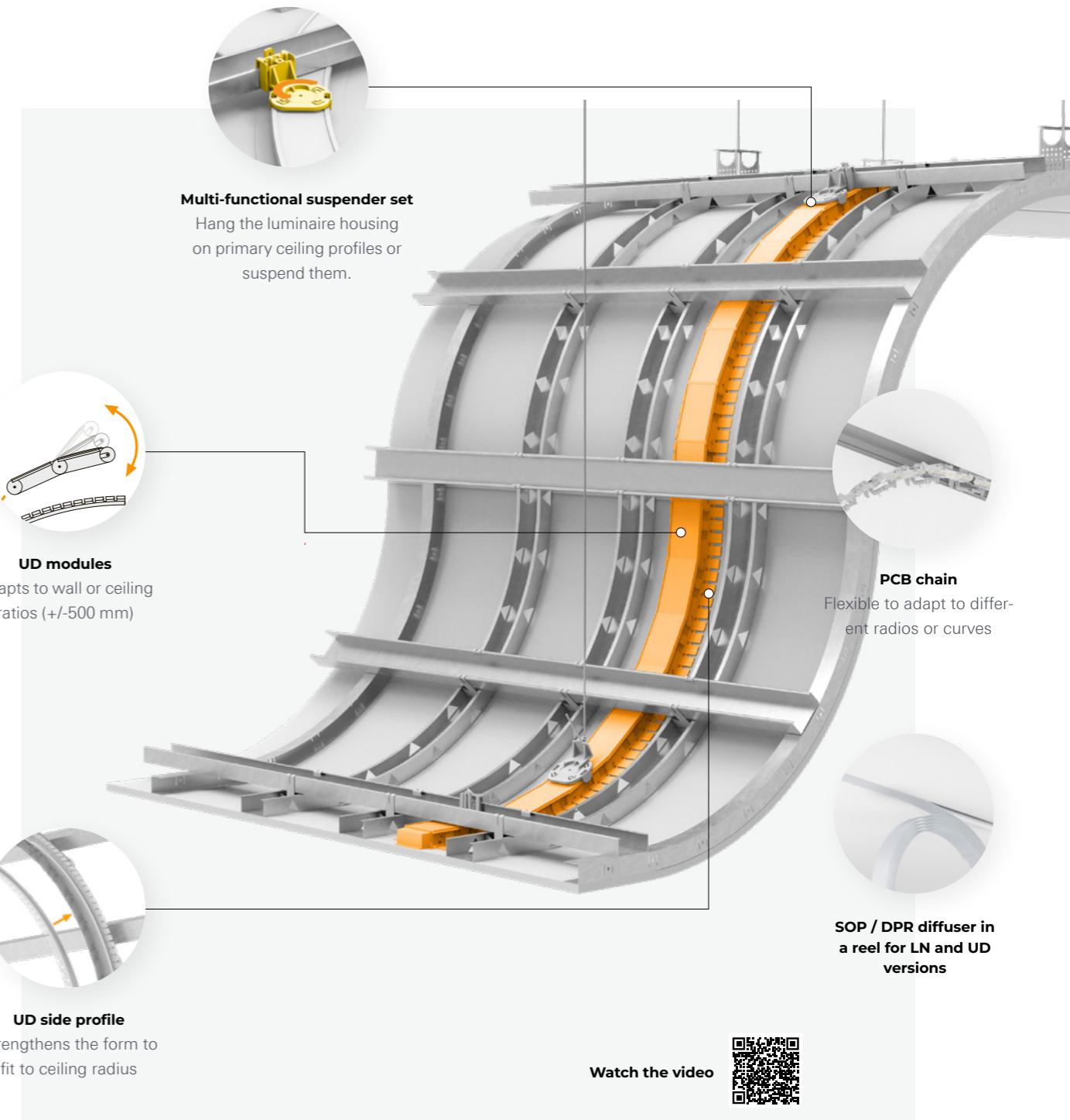
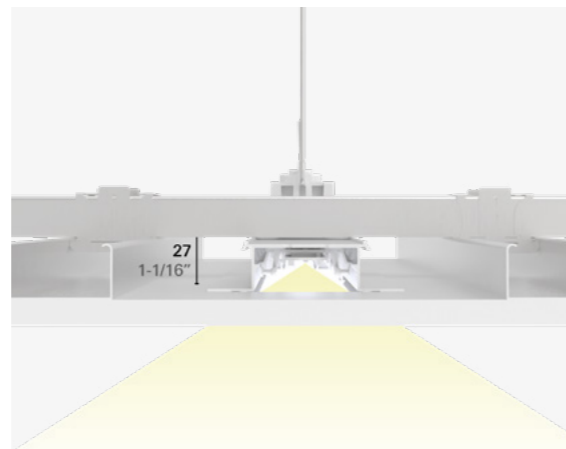
Strong and reliable

High light output, superb light quality and durability make this product more than a decorative element in the space. It's made to last.

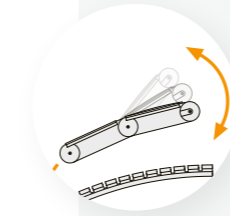
Goes under the primary ceiling construction

Tracker fits perfectly with standard construction elements. Cutting primary ceiling profiles is not necessary due to the product height.


Plaster thickness (mm): 12,5 / 15,8 / 25



Multi-functional suspender set
Hang the luminaire housing on primary ceiling profiles or suspend them.



UD modules
Adapts to wall or ceiling ratios (+/-500 mm)



PCB chain
Flexible to adapt to different radii or curves

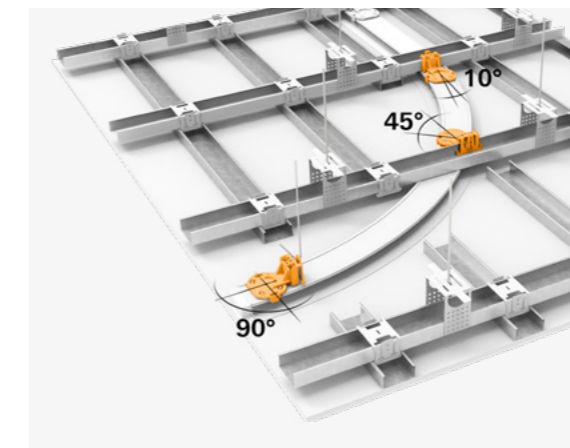


UD side profile
Strengthens the form to fit to ceiling radius



SOP / DPR diffuser in a reel for LN and UD versions

Watch the video



Simple installation

The installation of linear and curved modules is simple due to innovative installation tools and product construction. Cutting the primary ceiling profiles is not required, so it does not weaken the ceiling load capacity.

Tracker

Technical Overview

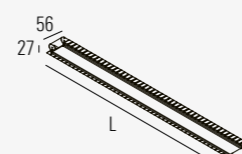
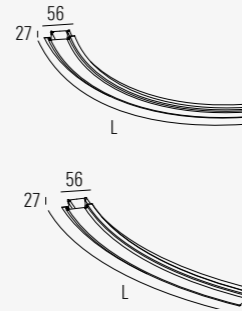
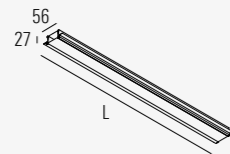


RI LN
Linear

RI LR 45° / 90°
Curved left/right

RI UD
Up/down

Luminaire luminous flux/m*	1460 lm/m	1460 lm/m	1460 lm/m
Optics	Diffuser in a reel SOP, DPR	SOP, DPR	Diffuser in a reel SOP, DPR
LED colour	930, 935, 940	930, 935, 940	930, 935, 940
Driver	Casambi, DALI-2, FO (24V remote)	Casambi, DALI-2, FO (24V remote)	Casambi, DALI-2, FO (24V remote)
Colour	WH	WH	WH
Dimensions	L (mm): 950 - 3040	L (mm): 1140 - 3040 R (mm) 726 - 3871	L (mm): 950, 4750 R min/max (mm): 500



* Data refer to 940 LED colour, SOP diffuser



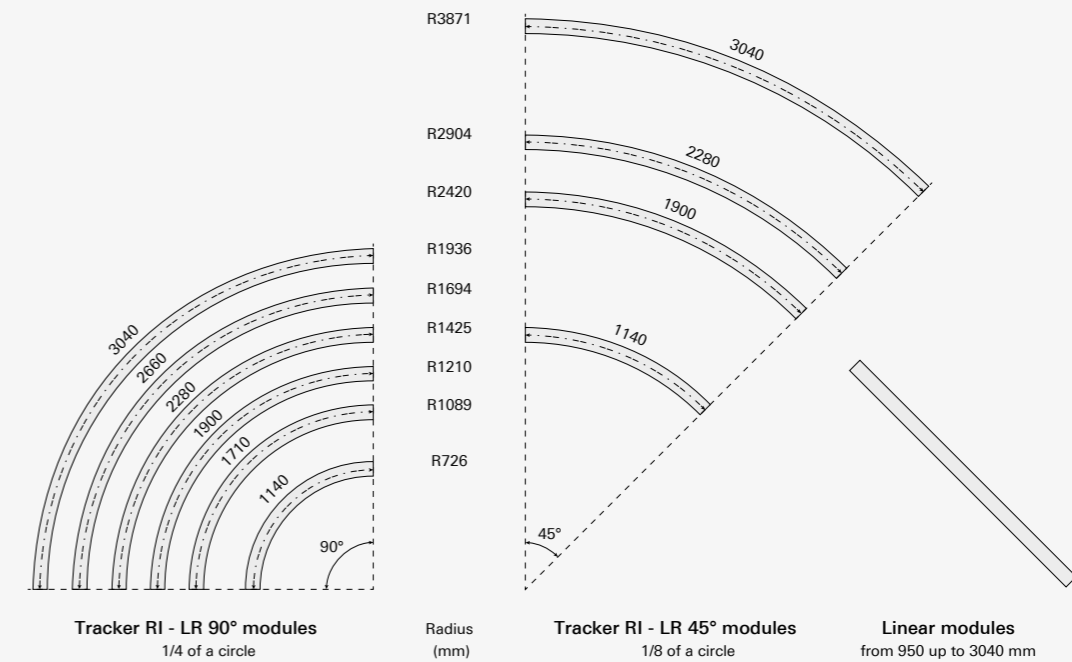
Light source: High-flux PCB LED modules, mid-power SMD LED, CRI>90, MacAdam≤2.5, up to 100.000 h L90. **Optic:** Satin opal polycarbonate diffuser (SOP), Soft-light prismatic PMMA diffuser (DPR). **Body:** Flexible polycarbonate module with construction profile holders and curved aluminium side profile. **Control gear:** Constant voltage driver - order separately. **Power supply:** 24V DC.

Sorgente: Moduli PCB LED High-flux, SMD LED mid-power, CRI>90, MacAdam≤2.5, fino a 100.000 h L90. **Ottica:** Diffusore in polycarbonato opale satinato (SOP), Diffusore in PMMA prismatico a luce morbida (DPR). **Corpo:** Modulo flessibile in polycarbonato con supporto centrale e profilo laterale in alluminio curvo. **Alimentatore:** Alimentatore a tensione costante - ordinare separatamente. **Alimentazione:** 24V DC.

Source de luminaire: Haut-flux PCB LED modules, puissance moyenne SMD LED, CRI>90, MacAdam≤2.5, jusqu'à 100.000 h L90. **Optique:** Diffuseur polycarbonato opale satiné (SOP), Diffuseur PMMA prismatique à lumière douce (DPR). **Corps:** Module flexible en polycarbonate avec supports de profilés de construction et profil latéral en aluminium incurvé. **Alimentation:** Driver à tension constante - à commander séparément. **Alimentation:** 24V DC.

Wide choice of standard modules

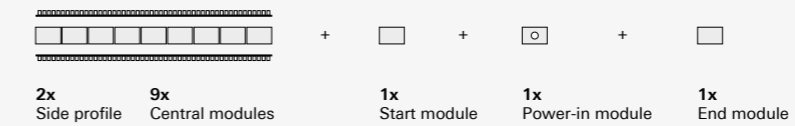
Create your perfect light composition with a variety of standard light modules that give you freedom to combine them together in a different way.



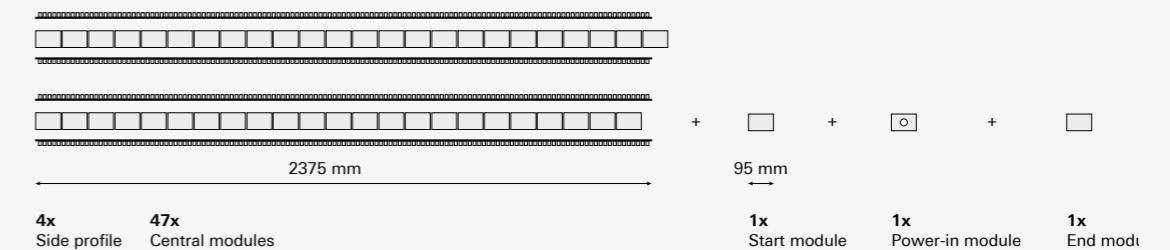
Tracker UD modules

Select from two standard lengths. Each module can be easily replaced, connected together or removed in case you need a shorter length.

950 mm length includes:



4750 mm length includes:





Sword

Power comes with size

Bigger the scale, bigger the challenge

Size matters. Sword is a powerful luminaire, appropriate for high ceilings or situations where you need a bigger size profile when defining a space. It offers a uniform general illumination that is simply efficient.

It's flexible and modular in its possibilities, available as a single luminaire or as a lighting system that allows different options. Upgrades can include tracks, up light or longer lines.

Più grandi le dimensioni, più grande la sfida

Le dimensioni contano. Sword è una lampada prestante, adatta a soffitti alti o situazioni in cui è necessario un profilo di grande formato per definire meglio lo spazio. Offre un'illuminazione generale uniforme grazie alla sua semplice efficienza.

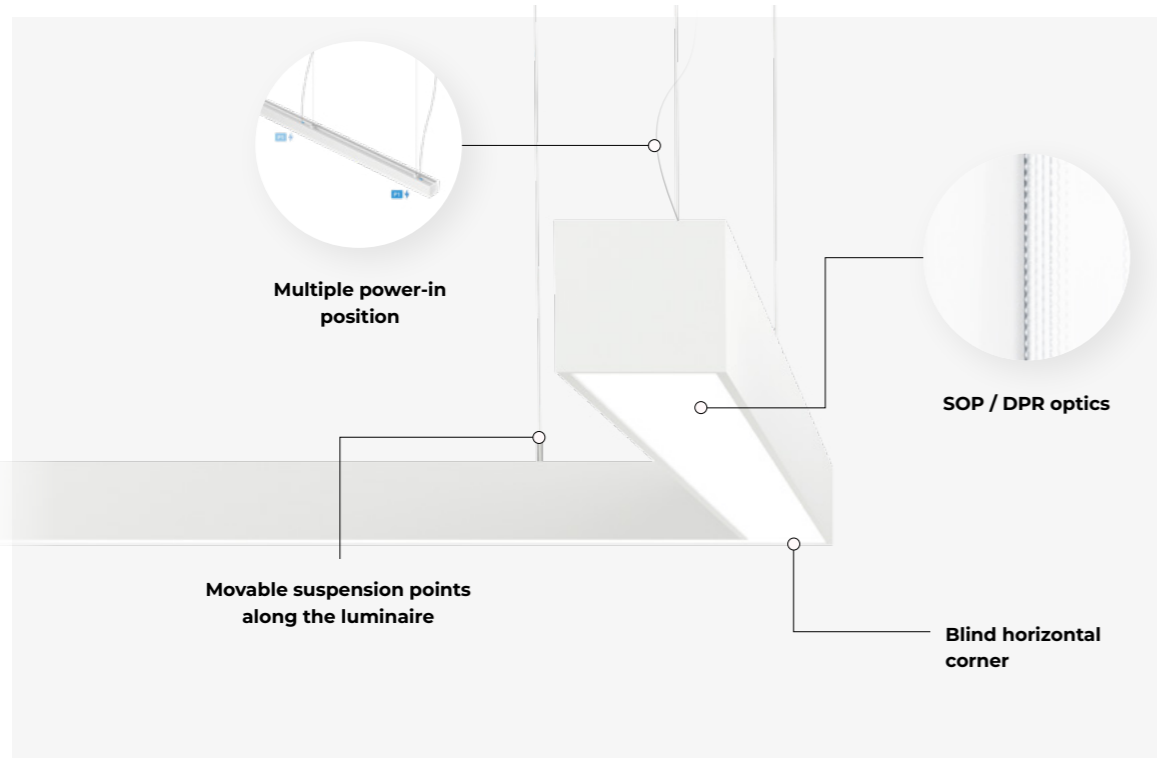
Sword è flessibile e modulare, disponibile come apparecchio singolo o come un sistema di illuminazione che prevede diverse opzioni aggiuntive. Tra le scelte disponibili è possibile includere il binario elettrificato, luci indirette o linee luminose continue.

Plus l'échelle est grande, plus le défi est important

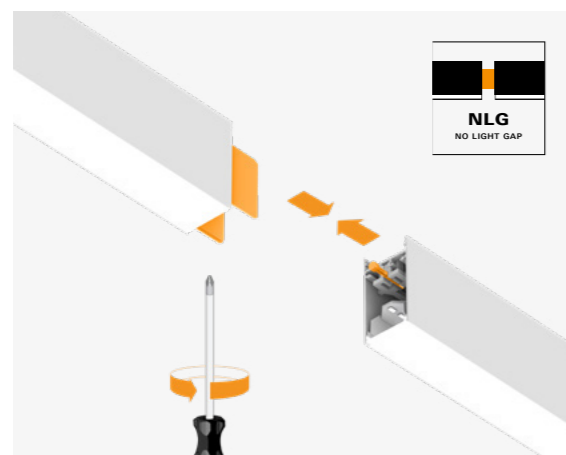
La taille compte. Sword est un luminaire puissant adapté aux hauts plafonds ou aux situations dans lesquelles vous avez besoin d'un profilé de taille importante lorsque vous définissez un espace. Il assure un éclairage général uniforme qui est efficace, tout simplement.

Flexible et modulaire dans ses possibilités, il est disponible sous forme d'un luminaire individuel ou d'un système d'éclairage permettant différentes options. Les options supplémentaires incluent des rails, des éclairages indirects, ou des linéaires plus longs.






MAIN FEATURES



Perfect joints, no light gaps

With an innovative twist and lock joint element, the assembly between two modules is now quick and easy, and the profiles are strongly connected with no risk of bending. The light has absolutely no possibilities to escape.




Movable suspension points

The suspension can be moved along the luminaire to ensure optimal mounting on your ceiling. Only one suspension per joint is needed instead of two. In case of indirect illumination movement is limited.

Sword

Technical Overview



RV
Recessed visible trim

Luminaire luminous flux/m: Up to 4300 lm/m

Light distribution: Direct

Optics: SOP, DPR

LED colour: 927, 930, 935, 940

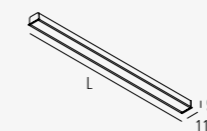
Dynamic illumination: Tunable white 2700 - 6500K

Driver: Casambi, DALI-2, FO

Emergency kit: EM 1h / 3h

Colour: WH BK

Dimensions: L (mm): 584 - 3104



C/S
Ceiling / Suspended

Luminaire luminous flux/m: Up to 4300 lm/m

Light distribution: Direct

Optics: SOP, DPR

LED colour: 927, 930, 935, 940


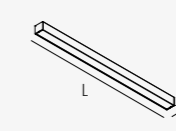
Dynamic illumination: Tunable white 2700 - 6500K

Driver: Casambi, DALI-2, FO

Emergency kit: EM 1h / 3h

Colour: WH BK

Dimensions: L (mm): 576 - 3096



SDI
Suspended Direct / Indirect

Luminaire luminous flux/m: Up to 5900 lm/m

Light distribution: Direct / Indirect

Optics: SOP, DPR

LED colour: 927, 930, 935, 940

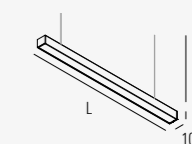
Dynamic illumination: Tunable white 2700 - 6500K

Driver: Casambi, DALI-2, FO

Emergency kit: EM 1h / 3h

Colour: WH BK

Dimensions: L (mm): 842 - 3096
SH (mm): 1500, 3000, 5000



Light source: High-flux PCB LED modules, mid-power SMD LED, CRI>80/90, MacAdam≤2, up to 100.000 h L90. **Optic:** Satin opal diffuser (SOP) or soft-light prismatic optics (DPR) from polycarbonate for direct light. Satin opal polycarbonate diffuser (SOP) for indirect light. **Body:** Extruded aluminium profile, powder coated. **Ceiling cup:** For suspended versions, the ceiling cup and suspension set must be ordered separately. Find out more on the technical pages or online product configurator. **Control gear:** Integrated highly-efficient driver with fixed output (FO) or dimmable (DALI-2, Casambi). Optional separate switching for direct / indirect versions. **Emergency:** Emergency kit version with autonomy 1h or 3h. **Power supply:** 230V 50Hz.

Sorgente: Moduli PCB LED High-flux, SMD LED mid-power, CRI>80/90, MacAdam≤2, fino a 100.000 h L90. **Ottica:** Schermo opale satinato (SOP) o ottica prismatic soft-light (DPR) in polycarbonato per luce diretta. Schermo opale in polycarbonato per luce indiretta. **Corpo:** Profilo in alluminio estruso, verniciatura a polvere. **Rosone:** Per le versioni a sospensione, il rosone e il kit sospensione devono essere ordinati separatamente. Maggiori informazioni nelle pagine relative alle caratteristiche tecniche o sul configuratore del prodotto on line. **Alimentatore:** Alimentatore ad alta efficienza on/off (FO) o dimmerabile (DALI-2, Casambi) integrato. Accensione separata opzionale per la versione luce diretta / indiretta. **Emergenza:** Versione con kit di emergenza, autonomia 1h o 3h. **Alimentazione:** 230V 50Hz.

Source de luminaire: Modules PCB LED haut flux, moyenne puissance SMD LED, IRC>80/90, MacAdam ≤2, jusqu'à 100.000 h L90. **Optique:** Diffuseur opale satiné (SOP) ou optique prismatique à lumière douce (DPR) en polycarbonate pour une lumière directe. Diffuseur en polycarbonate opale satiné (SOP) pour lumière indirecte. **Corps:** Profil en aluminium extrudé, revêtu par poudre. **La patère:** Pour la version suspendue, la patère et les fils de suspension doivent être commandés séparément. **Alimentation:** Driver intégré haute efficacité avec sortie fixe (FO) ou gradable (DALI-2) Commutation séparée optionnelle pour les versions directes / indirectes. **Bloc de securite:** Version kit d'urgence avec autonomie 1h ou 3h. **Alimentation:** 230V 50Hz.



Cut

Hides everything

Ceilings love it

And Cut loves ceilings. Especially those of large classy stores where you really want your products to stand out and at the same time, to hide everything else.

Cut provides a clear and elegant solution with the possibility to integrate everything into it. From flexible spots and linear luminaires to cameras and loudspeakers. It gives maximum modularity, and leaves your ceiling clean and your customer's attention focused.

I soffitti lo amano

E Cut ama i soffitti, in particolare quelli di negozi grandi ed eleganti dove i prodotti devono spiccare e il resto deve rimanere nascosto.

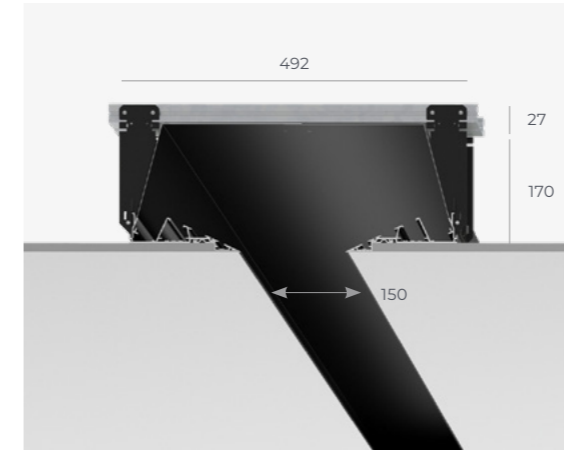
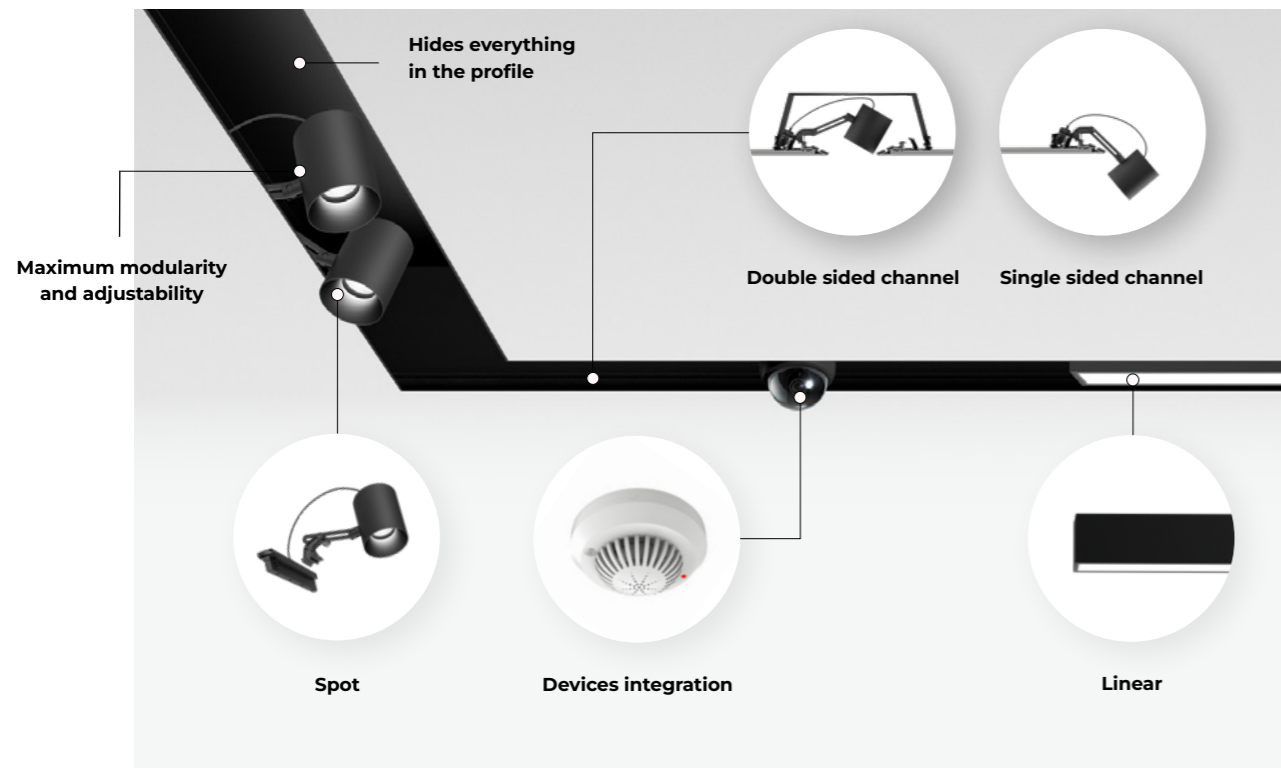
Cut offre una soluzione essenziale e raffinata e la possibilità di integrare diversi apparecchi: dai faretti flessibili alle lampade lineari, videocamere e altoparlanti. Permette l'assoluta modularità lasciando il soffitto pulito per dirottare la totale attenzione dei clienti sui prodotti.

Les plafonds l'adorent

Et Cut aime les plafonds. Surtout ceux des boutiques de grande classe où vous voulez vraiment que vos produits soient mis en valeur tout en cachant tout le reste.

Cut offre une solution transparente et élégante avec la possibilité de tout y intégrer. Des spots flexibles et des luminaires linéaires aux caméras et aux haut-parleurs. Il offre un maximum de modularité, et préserve la propreté de votre plafond et favorise l'attention de vos clients.





Fits to different ceiling types

- Suitable for:
- Plasterboard ceiling (12,5; 15,8 and 25 mm)
 - T-bar ceilings with different acoustic plates (up to 40 mm)

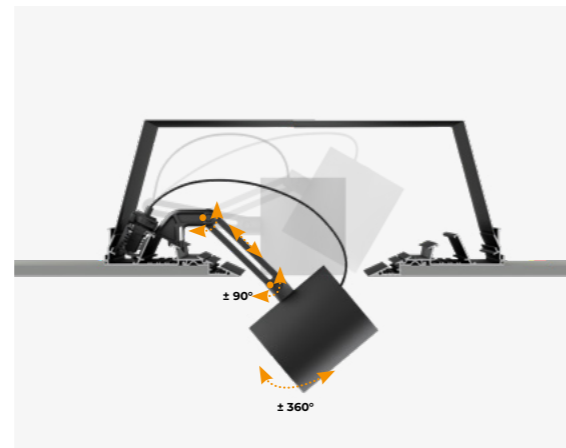
Move the spot, not the track

The track can be mounted on both sides of the channel and allows connection of modules from both sides.

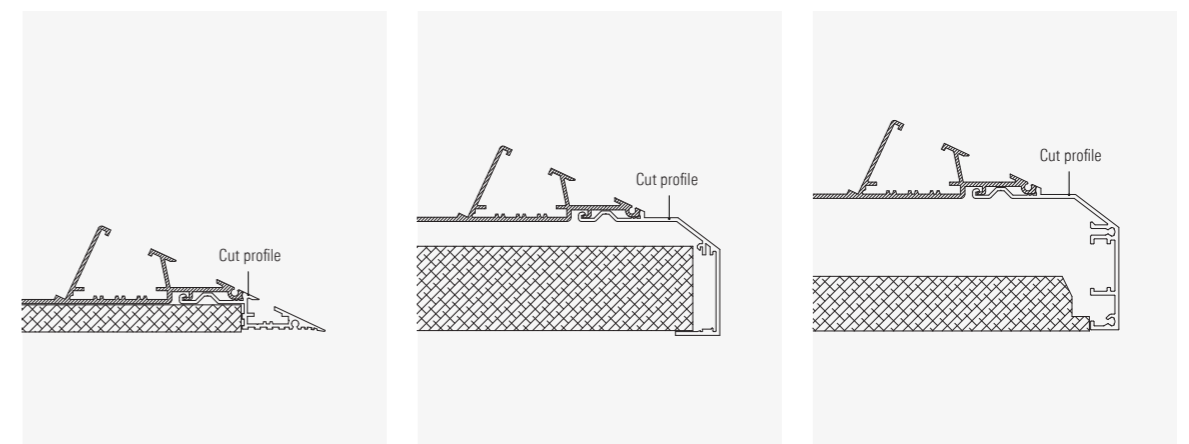


Maximum flexibility

You can adjust the spots in all directions. Besides the spotlight itself, the set also includes a console fastening mechanism, a track adapter with an integrated FO/DALI driver and a cable in between.



FITS TO DIFFERENT CEILING TYPES




Plaster board
H: 12,5 and 16 mm

T-bar ceiling
H: up to 40 mm

Acoustic ceilings
H: 25 mm

Uniform illumination

Whenever you need a high quality uniform illumination, linear light modules are the right choice.



Cut

Technical Overview



PROFILE TYPE



RI
Recessed trim-less

TECH. SPECS

CHANNEL TYPE	MODULES	LENGTH (L)
Double, Single	Linear, corner 90°, end	500 - 3000 mm

COLOUR



BK



≥ 95 %

GR0

GR1

CASAMBI



WARRANTY



Recessed trim-less extruded aluminium profile system with integrated 230V track for power supply. Channel cover made from steel sheet, powder coated. Wide range of light insets and accessories (linear, spot) with integrated fixed output (FO) or dimmable driver (DALI-2, Casambi).

Sistema lineare incassato a scomparsa totale in alluminio estruso con binario 230V integrato. Canale realizzato in lamiera di acciaio, verniciata a polvere. Ampia gamma di lampade e accessori (lineari, spot) con Alimentatore integrato ON-OFF (FO) o dimmerabile (DALI-2, Casambi).

Système de profilés encastrés en aluminium extrudé sans garniture avec rail 230V intégré pour l'alimentation électrique. Couvercle de canal en tôle d'acier, enduit de poudre. Large gamme d'encarts lumineux et d'accessoires (linéaire, spot) avec sortie fixe intégrée (FO) ou ballast dimmable (DALI-2, Casambi).

Channel



Linear channel

Dimensions: 1000, 2000, 3000 mm



Channel corner 90°

Dimensions: 600x600 mm



Channel end


Dimensions: 462, 170 mm



Channel cover

Dimensions: 462, 170 mm

Spot insets



Pipes Cut TRS

Luminaire luminous flux: 720 - 3400 lm

Beam angle: 15°, 30°, 36°, 56° (PRO);
30°, 40°, 60° (DECO)

LED colour: 927, 930, 935, 940

Driver: FO, DALI-2

Diameter: 100 mm

Track



Track

Length: 1000 - 3000 mm
3 phase track with DALI-2 line

Linear insets



Gyon C

Luminaire luminous flux/m: up to 2900 lm/m

Module length: 576 - 3112 mm

Optic: SOP, DPR, HMP, LDP (UGR<19), AS

LED colour: 830, 840, 927, 930, 935, 940

Driver: Casambi, DALI-2, FO

Width: 70 mm



Sword C

Luminaire luminous flux/m: up to 4300 lm/m

Module length: 856 - 3096 mm


Optic: SOP, DPR

LED colour: 830, 840, 927, 930, 935, 940

Driver: Casambi, DALI-2, FO

Width: 100 mm

Device holders





Holder

Security camera holder

Fire sensor holder

Ceiling speaker holder





Edge

Light graphics

Push your ideas over the edge

Create graphics with light or soften your edges with a luminaire that offers an effect of pure light, without really seeing the product.

Edge can be discreetly blended into your ceiling or wall, and at the same time provide uniform and controlled illumination. It comes in dimensions that fit your plaster ceiling like a glove and focus attention just where it needs to be. It's a luminaire that brings your space to life.

Go straight to the Edge if you plan a hotel lobby, corridors or representative spaces to create an atmosphere; use it in pubs, bars and restaurants to elevate the mood or simply light up signalisation that cannot be ignored.

Spingi le tue idee oltre il limite

Crea una grafica con la luce o ammorbidisci i dettagli con un apparecchio che offre un effetto di luce pura, senza intravedere la sorgente.

Edge può essere abbinato discretamente al soffitto o alla parete, conferendo un'illuminazione uniforme e controllata. Le dimensioni disponibili si adattano come un guanto al soffitto in gesso, richiamando l'attenzione nei punti giusti. È un apparecchio che dona vita ai tuoi spazi.


Se stai progettando l'ingresso di un hotel, corridoi o spazi rappresentativi per creare atmosfera, scegli di andare sul sicuro. Edge è adatto all'interno di pub, bar e ristoranti, per attirare l'attenzione o semplicemente per segnalare ciò che non può essere ignorato.

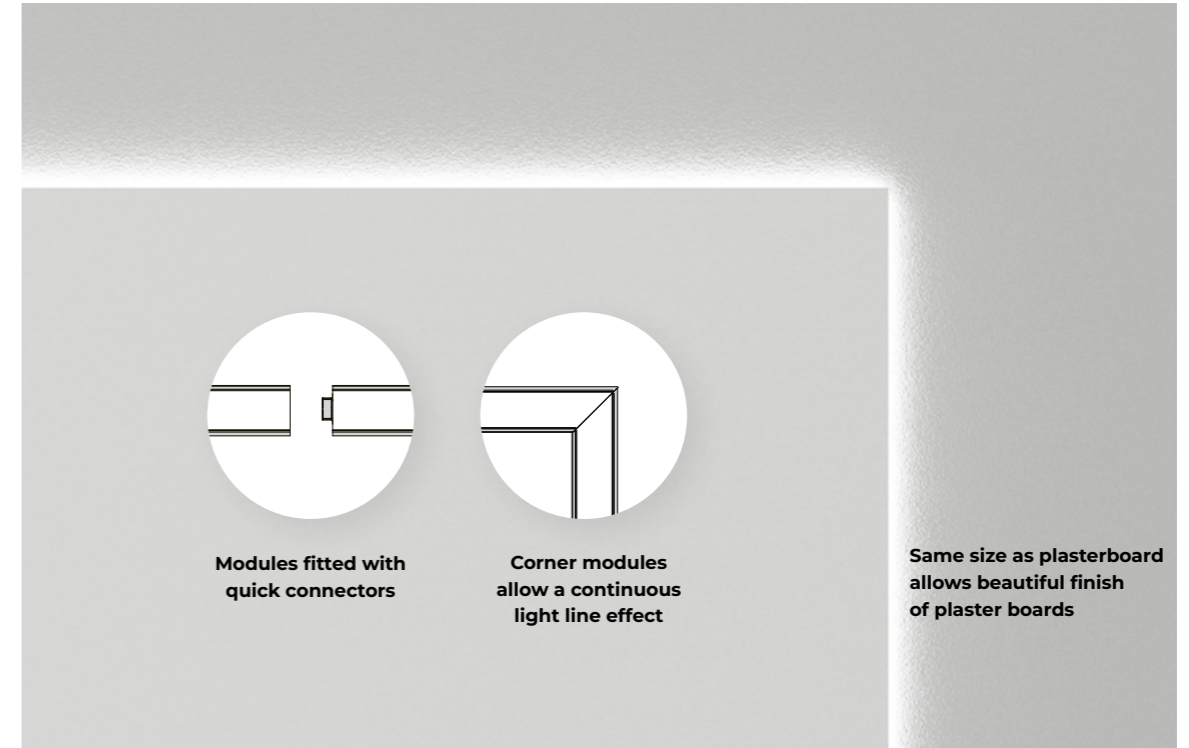
Poussez vos idées à l'extrême

Créez des graphiques avec de la lumière ou adoucissez vos angles avec un luminaire qui offre un effet de lumière pure, tout en dissimulant sa source. Edge s'intègre en toute discrétion dans votre plafond ou sur votre mur, tout en assurant un éclairage uniforme et contrôlé. Il est livré avec des dimensions qui s'adaptent comme un gant à votre plafond en plâtre et permet de concentrer l'attention juste là où elle doit l'être. C'est un luminaire qui donne vie à votre espace.

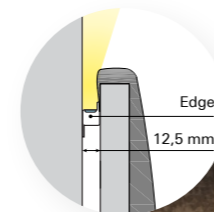
Pensez directement à Edge si vous planifiez de construire un hall d'hôtel, des couloirs ou des espaces particuliers pour créer une atmosphère ; utilisez-le dans les pubs, les bars et les restaurants pour rehausser l'ambiance ou simplement pour mettre en lumière une signalisation qui ne doit pas être ignorée.

Pensez directement à Edge si vous planifiez de construire un hall d'hôtel, des couloirs ou des espaces particuliers pour créer une atmosphère ; utilisez-le dans les pubs, les bars et les restaurants pour rehausser l'ambiance ou simplement pour mettre en lumière une signalisation qui ne doit pas être ignorée.





MAIN FEATURES




Create the atmosphere

Edge brings calm to a room and adds elegant details. You can use it to create an ambient illumination or as a light that helps navigate you at night.

Elevate the space

Edge makes the room look more relaxed and adds elegant details. You can use it to create an ambient illumination or as a light that helps navigation in the night-time.



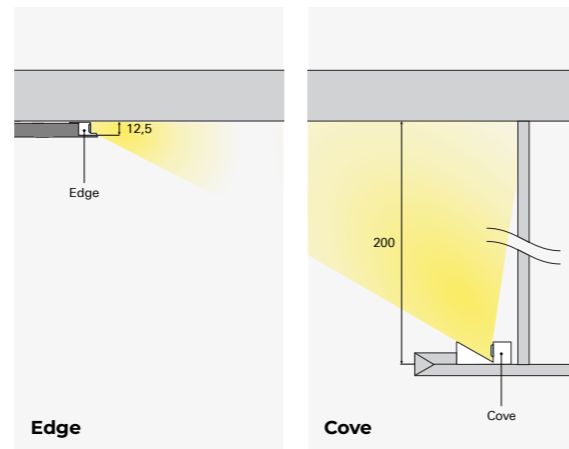


FOR DIFFERENT KINDS OF COVES



A nice edge of a plaster ceiling

Edge can bring a nice light effect to a space and allows a perfect end and appearance of the ceiling or wall. By applying the mesh tape over the luminaire, putting details will be even and smooth, without cracks.




Minimum height, maximum effect

When you want to create a light effect and you have a minimum height available, use Edge. Use Cove with cove applications, for creating a diffused light effect that is decorative and functional at the same time.

Edge

Technical Overview



	Linear	Corner external	Corner internal
Luminaire luminous flux/m	Up to 1300 lm/m	Up to 1300 lm/m	Up to 1250 lm/m
LED colour	827, 830, 840, 930, 940	827, 830, 840, 930, 940	827, 830, 840, 930, 940
Optic	SOP	SOP	SOP
Driver	Casambi, DALI-2, FO	Casambi, DALI-2, FO	Casambi, DALI-2, FO
Driver position	Remote	Remote	Remote
Colour	WH	WH	WH
Dimensions	L (mm): 416 - 2002 13 28	L (mm): 547 - 2049 13 28	L (mm): 547 - 2049 13 28
	Double L	Double L	Double L
	Right L	Right L	Right L
	Left L	Left L	Left L



Light source: High-flux PCB LED modules, mid-power SMD LED, CRI>80/90, MacAdam≤2, 50.000h L90 B10 at 35°C. **Optic:** Satin opal polycarbonate diffuser (SOP). **Body:** Extruded aluminium profile, powder coated. **Control gear:** Constant voltage driver - order separately. **Power supply:** 24V DC.

Sorgente: Moduli PCB LED High-flux, SMD LED mid-power, CRI>80/90, MacAdam≤2, 50.000h L90 B10 a 35°C. **Ottica:** Diffusore in polycarbonato opale satinato (SOP). **Corpo:** Profilo in alluminio estruso, verniciatura a polvere. **Alimentatore:** Alimentatore a tensione costante - ordinare separatamente. **Alimentazione:** 24V DC.

Source de luminaire: Modules PCB LED haut flux, moyenne puissance SMD LED, IRC>80/90, MacAdam ≤2, 50.000h, L90 B10. **Optique:** Diffuseur polycarbonate opal satiné (SOP). **Corps:** Profil en aluminium extrudé, revêtu par poudre. **Alimentation:** Driver à tension constante - à commander séparément. **Alimentation:** 24V DC.



Cove

It's all light

Feel the light

Give your space the feeling of a light flooding in or put it in under cascades and shelves to light up things that need to be seen. Cove is a light that can be decorative, functional or both at the same time as it always creates a uniform light with an elegant touch.

Place it in a hotel lobby or room and make your guests feel welcome; use it in a closet, under cascades and shelves or blend it with hallway interiors to give your visitors that extra feeling of warmth. Cove will make you see only the light, and not the luminaire.

Senti la luce

Lascia che i tuoi spazi diventino emozionanti con la luce diffusa, oppure sistemala sotto a nicchie e ripiani per evidenziare ciò che deve essere notato. Cove è una luce che può essere decorativa, funzionale o entrambe. È inoltre in grado di creare una luce continua e uniforme, con un tocco di eleganza.

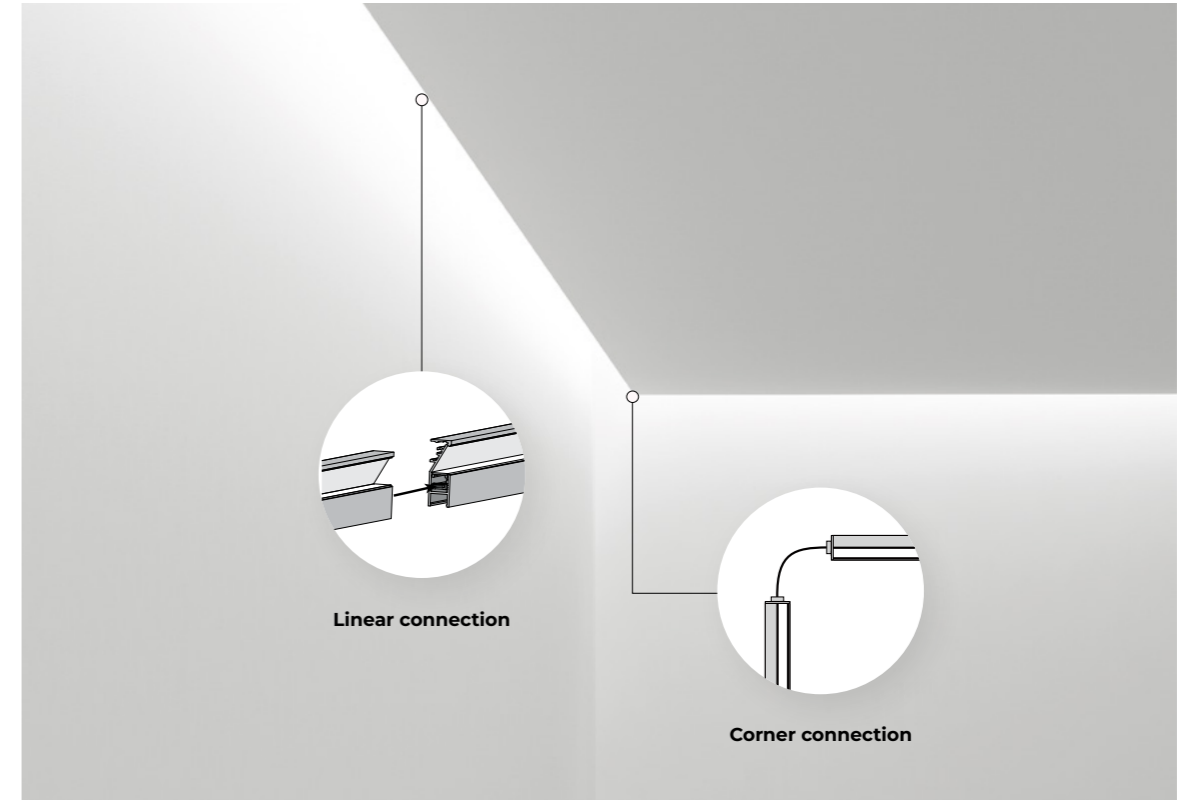
Cove ti farà vedere solo la luce, e nient'altro. Sistemala all'ingresso o nella stanza di un hotel per fare sentire i tuoi ospiti a loro agio. Mettila in un armadio, all'interno di nicchie, sotto i ripiani oppure lascia che accompagni i corridoi per regalare ai visitatori un'impagabile sensazione di calore.

Ressentir la lumière

Donnez à votre espace l'impression d'être inondé de lumière ou placez-le sous des armoires et des étagères pour éclairer des objets que vous voulez montrer. Cove est un luminaire qui peut être décoratif, fonctionnel ou les deux en même temps, car il offre toujours une lumière uniforme avec une touche d'élégance.

Cove ne vous fera voir que la lumière, et pas le luminaire. Installez-le dans un hall d'hôtel ou une chambre d'hôtel pour réserver un accueil chaleureux à vos invités. Utilisez-le dans un placard, sous des armoires et des étagères ou ajoutez-le au décor intérieur des couloirs afin d'offrir à vos visiteurs cette sensation supplémentaire de chaleur.






MAIN FEATURES

Wall cascade

Cove 25 with vertical diffuser softly disperses the light to the wall or ceiling, making it suitable for all kinds of ambient applications especially cascades.



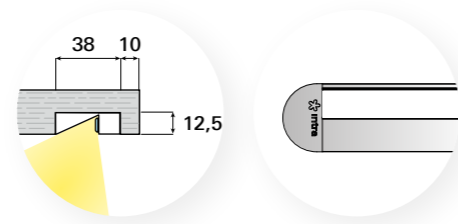
Cascade on the ceiling

Use Cove 25 for creating a diffused light effect. With Cove applications, you can achieve both decorative and functional effects.



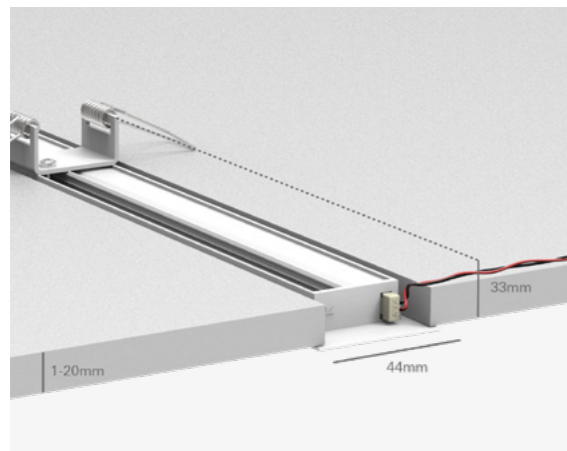
Shelf application

Cove 12 V does not emit light backwards and is therefore suitable for more specific applications like shelves and counter tops. Mounting Cove into the furniture requires the recessed round end cap.



Simple installation

1. Screw the mounting clamp into the desired ceiling position.
2. Push Cove on the clamp until you hear the click.
3. The luminaire is now ready to be connected to the power.



Suitable for the lowest ceiling thickness

Cove RV is suitable for ceilings of different thickness - from 1 to 20 mm.

Cove

Technical Overview



RV Recessed visible trim



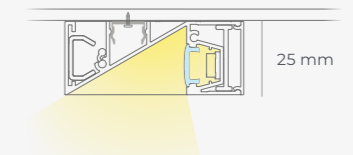
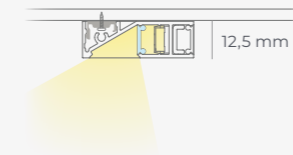
C Ceiling



12 V Vertical diffuser

25 V Vertical diffuser

Luminaire luminous flux/m	Up to 1100 lm/m	Up to 1100 lm/m
Optics	SOP	SOP
LED colour	827, 830, 840, 930, 940	827, 830, 840, 930, 940
Driver	Casambi, DALI-2, FO	Casambi, DALI-2, FO
Driver position	Remote	Remote
Colour	<input type="radio"/> WH <input type="radio"/> BK	<input type="radio"/> WH <input type="radio"/> BK
Dimensions	L (mm): 400 - 2502	L (mm): 400 - 2502



GRO

CASAMBI



Light source: High-flux PCB LED modules, mid-power SMD LED, CRI>80/90, MacAdam≤2, 50.000h L90 B10 at 35°C. **Optic:** Satin opal polycarbonate diffuser (SOP). **Body:** Extruded aluminium profile, powder coated. **Control gear:** Constant voltage driver - order separately. **Power supply:** 24V DC.

Sorgente: Moduli PCB LED High-flux, SMD LED mid-power, CRI>80/90, MacAdam≤2, 50.000h L90 B10 a 35°C. **Ottica:** Diffusore in policarbonato opale satinato (SOP). **Corpo:** Profilo in alluminio estruso, verniciatura a polvere. **Alimentatore:** Alimentatore a tensione costante - ordinare separatamente. **Alimentazione:** 24V DC.

Source de luminaire: Modules PCB LED haut flux, moyenne puissance SMD LED, IRC>80/90, MacAdam ≤2, 50.000h, L90 B10. **Optique:** Diffuseur polycarbonate opal satiné (SOP). **Corps:** Profil en aluminium extrudé, revêtu par poudre. **Alimentation:** Driver à tension constante - à commander séparément. **Alimentation:** 24V DC.



LineLed Flex

All flexible

Outdoor freak no matter the weather

LineLed Flex can follow all the lines and forms of architecture outdoor and indoor. It is a flexible silicone strip with a high IP rating, intended for creating decorative lighting scenes, sign lighting or simply to highlight all the forms, since it is easily bent in all directions. It emits uniform light with no shadows and is simple to install. And if you love playful coloured light, an RGB option is available.


Un'amante dell'aria aperta a prescindere dalle condizioni meteo

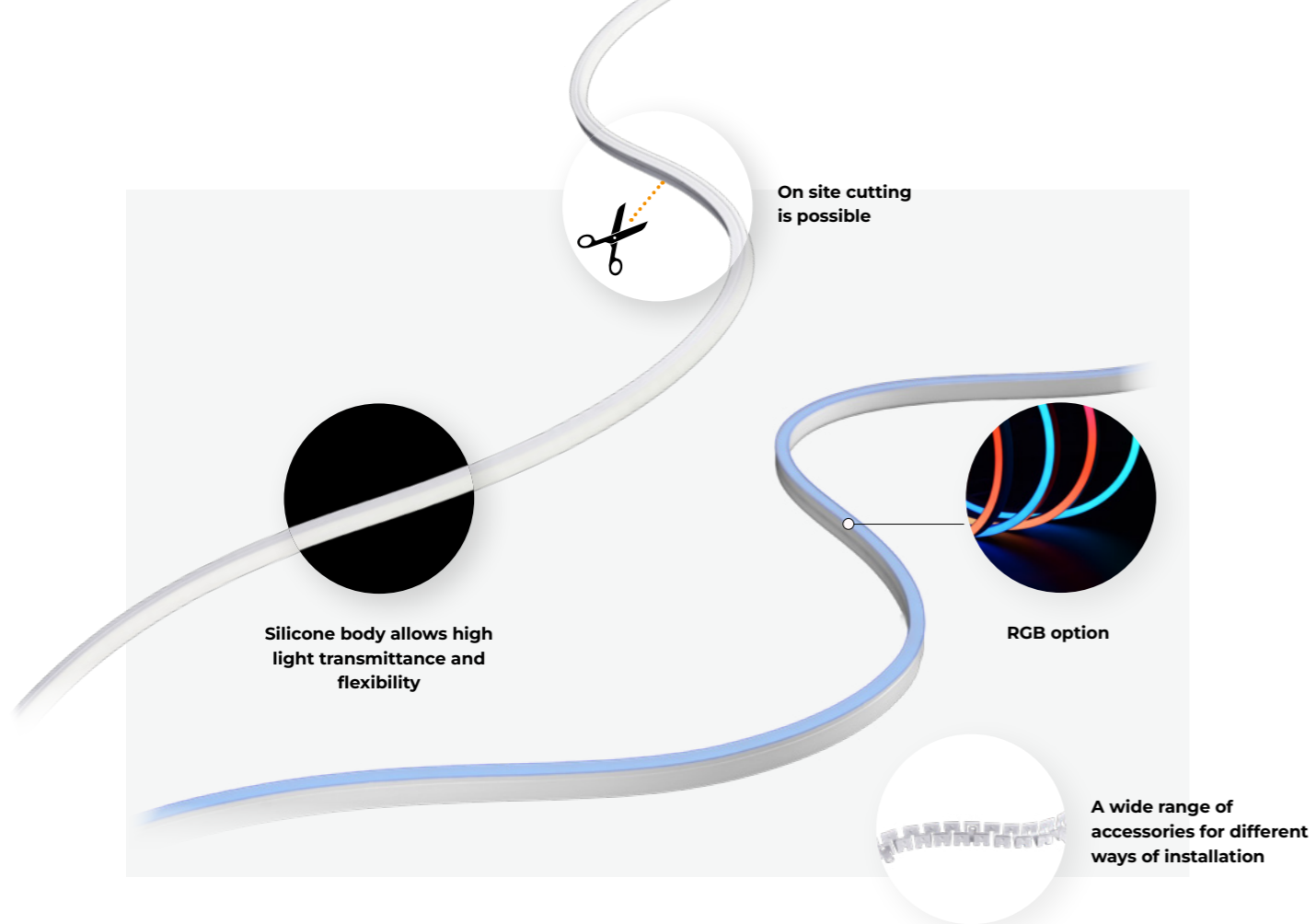
LineLed Flex è in grado di seguire le linee e le forme della struttura architettonica sia all'interno che all'esterno. È costituita da una striscia flessibile in silicone con grado di protezione IP elevato, concepita per creare scenari luminosi decorativi, fungere da illuminazione di insegne o per mettere semplicemente in risalto tutte le forme poiché si curva facilmente in tutte le direzioni. Emette una luce uniforme senza ombre ed è semplice da installare. E se si nutre una passione per le luci colorate giocose, disponibile anche in versione RGB.

Une bête de foire en plein air, quel que soit le temps


LineLed Flex peut suivre toutes les lignes et les formes de l'architecture extérieure et intérieure. Il s'agit d'une bande de silicone flexible avec un indice IP élevé, destinée à créer des scènes d'éclairage décoratives, des éclairages de signalisation ou simplement à mettre en valeur toutes les formes, puisqu'elle se plie facilement dans tous les sens. Elle émet une lumière uniforme, sans ombres, et est simple à installer. Et si vous aimez les lumières colorées et ludiques, une option RVB est disponible.







KEY FEATURES



Weather-resistant

LineLed Flex is primarily made for the outdoors. With IP67, it is resistant to harsh environmental and weather conditions such as rain, sun and wind. It's flexible to follow straight and flexible shapes in the environment.



Create thin, only 4 mm light drawings

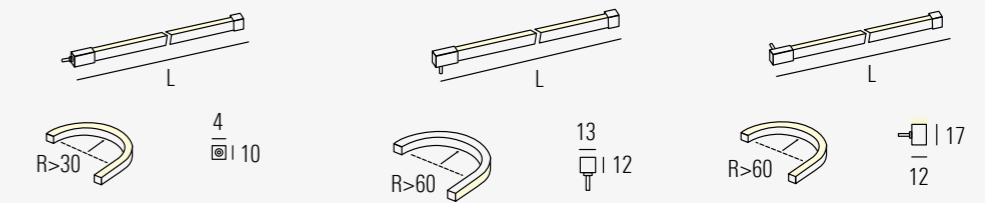
One of the thinnest light lines allows you to underline furniture and create stunning light effects.

LineLed Flex


Technical Overview



	FLEX LR 0410 Curved left / right, 4mm	FLEX UD 1312 Curved up / down, 13 mm	FLEX LR 1217 Curved left / right, 12 mm
Luminaire luminous flux/m	240 lm/m	670 lm/m	520 lm/m
LED colour	923, 930, 940	930, 940, RGBW	930, 940, RGBW
Consumption	7,2 W/m	9,6 W/m	9,6 W/m
Driver	DALI-2, FO	DALI-2, FO	DALI-2, FO
Driver position	Remote	Remote	Remote
IP protection	IP65 (Indoor use only)	IP67	IP67
Material	Silicone	Silicone	Silicone
Flexibility	Horizontal	Vertical	Horizontal
Dimensions	L (mm): 5.000	L (mm): 10.000 / 5.000 (RGBW)	L (mm): 10.000 / 5.000 (RGBW)



Accessories



Light source: High-flux LED strip, CRI>90, MacAdam≤2, 50000h L80 B10 at 35°C. **Body:** Flexible silicone LED tube with IP65/67 rating and saline/acid/UV protection. **Control gear:** Constant voltage driver - order separately. **Power supply:** 24V DC.

Sorgente: strip LED High-flux, CRI>90, MacAdam≤2, 50000h L80 B10 a 35°C. **Corpo:** Tubo LED flessibile in silicone con grado di protezione IP65/67 e protezione salina/acidi/UV. **Alimentatore:** Alimentatore a tensione costante - ordinare separatamente. **Alimentazione:** 24V DC.

Source de luminaire: Haut-flux bande LED, CRI>90, MacAdam≤2, 50000h L80 B10 à 35°C. **Corps:** Tube LED flexible en silicone avec indice de protection IP65/67 et protection saline/acide/UV. **Alimentation:** Driver à tension constante - à commander séparément. **Alimentation:** 24V DC.



LineLED

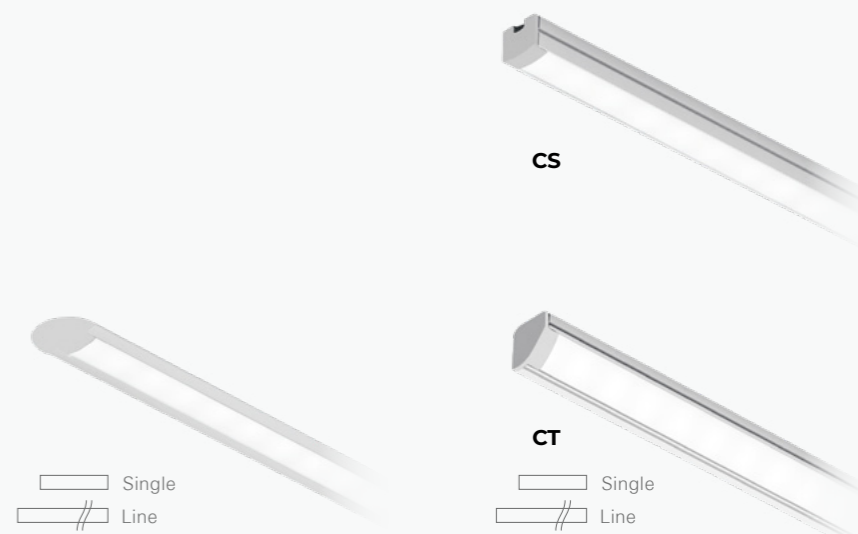
Behind the scenes



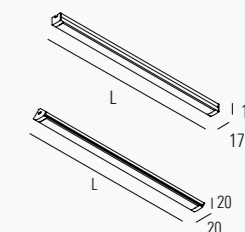
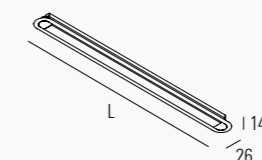
Intra lighting, Šempeter pri Gorici, Slovenia / Architecture: Trost & Associates / Photography: Intra lighting

LineLED


Technical Overview



	RVW Recessed for wood	CS/CT Ceiling
Luminaire luminous flux/m	Up to 800 lm/m	Up to 800 lm/m
Optics	SOP	SOP
LED colour	927, 930, 935, 940, RGB	927, 930, 935, 940, RGB
Driver	Casambi, DALI-2, FO	Casambi, DALI-2, FO
Driver position	Remote	Remote
Colour		
Dimensions	L (mm): 542 - 2542	L (mm): 517 - 2517



* For Line versions the LED strip and profile must be ordered separately.



Light source: High-flux LED strip, CRI>90, MacAdam≤2, 50000h L90 B10 at 35°C. **Optic:** Satin opal polycarbonate diffuser (SOP). **Body:** Extruded aluminium profile, powder coated. **Control gear:** Constant voltage driver - order separately. **Power supply:** 24V DC.

Sorgente: Strip LED High-flux, CRI>90, MacAdam≤2, 50.000h L90 B10 a 35°C. **Ottica:** Diffusore in policarbonato opale satinato (SOP). **Corpo:** Profilo in alluminio estruso, verniciatura a polvere. **Alimentatore:** Alimentatore a tensione costante - ordinare separatamente. **Alimentazione:** 24V DC.

Source de luminaire: Haut rendement LED strip, CRI>90, MacAdam≤2, 50000h L90 B10 à 35°C. **Optique:** Diffuseur polycarbonate opal satiné (SOP). **Corps:** Profil en aluminium extrudé, revêtu par poudre. **Alimentation:** Driver à tension constante - à commander séparément. **Alimentation:** 24V DC.



Flea

Less is more

There are some spaces that don't need much light, just a feeling of light being there

Flea represents a low light level range that has many application possibilities. They are perfect when you want to create an intimate atmosphere and give preference to the feeling of sensation over brightness.

Choose Flea for wellness centres, night illumination, staircase illumination or accents on shelves

Alcuni ambienti non richiedono molta illuminazione, ma solo una percezione di luce.

Flea rappresenta una gamma di illuminazione a bassa intensità, con numerose possibilità di applicazione. È la scelta ideale quando si desidera creare un'atmosfera intima e privilegiare la sensazione e l'emozione rispetto alla luminosità.

Scegli Flea per i centri benessere, l'illuminazione notturna, l'illuminazione delle scale o per valorizzare mensole e dettagli architettonici.

Il existe des espaces qui n'ont pas besoin de beaucoup de lumière, seulement de la sensation que la lumière est là.

Flea représente une gamme de luminaires à faible intensité lumineuse offrant de multiples possibilités d'application. Ils sont parfaits pour créer une atmosphère intime et privilégier la sensation et l'ambiance plutôt que la luminosité.

Choisissez Flea pour les centres de bien-être, l'éclairage nocturne, l'illumination des escaliers ou encore pour mettre en valeur des étagères et des détails architecturaux.





MAIN FEATURES



Accent on shelves

Make the products stand out. Flea can be easily integrated in the shelves.

Easily orientable

If you need to change the orientation, you shouldn't worry about that with Flea, as you can orient it the way you want.

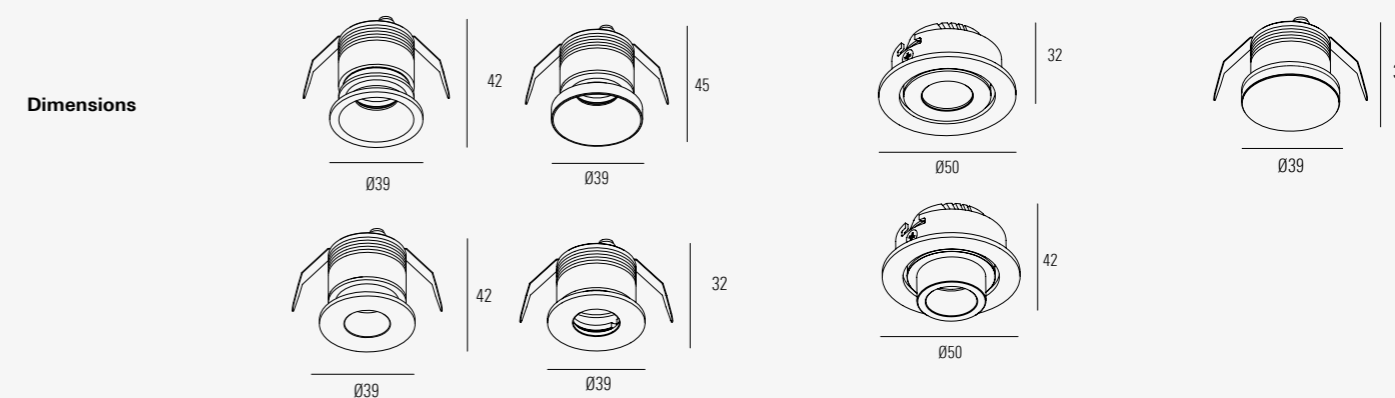


Flea

Technical Overview



	FLEA Fixed	FLEA Orientable	FLEA Decorative
Beam angle	15°	15°	-
Orientation	-	± 30° / 360°	-
Luminaire luminous flux	Up to 230 lm	Up to 220 lm	Up to 100 lm
LED colour	822, 927, 930, 935, 940	822, 927, 930, 935, 940	822, 927, 930, 935, 940
Driver	Casambi, DALI-2, FO	Casambi, DALI-2, FO	Casambi, DALI-2, FO
Driver position	Remote	Remote	Remote
IP protection	IP44*	IP40	IP40
Colour			



*IP value from the exposed side



Light source: High-power LED, CRI>80/90, MacAdam≤2, 50.000h L80 B10 at 35°C. **Optic:** Highly efficient PMMA optical lenses. **Body:** Aluminium, powder coated. **Control gear:** Constant current driver - order separately. **Power supply:** 700mA.

Sorgente: High-power LED, CRI>80/90, MacAdam≤2, 50.000h L80 B10 a 35°C. **Ottica:** Lenti in PMMA ad alta efficienza. **Corpo:** Alluminio, verniciatura a polvere. **Alimentatore:** Alimentatore a corrente costante - ordinare separatamente. **Alimentazione:** 700mA.

Source de luminaire: LED haute puissance, IRC > 80/90, MacAdam≤2, 50.000h L80 B10 à 35°C. **Optique:** Lentilles optiques en PMMA haute efficacité (spot, medium, elliptique). **Corps:** Revêtement aluminium à poudre. **Alimentation:** Driver à courant constant - à commander séparément. **Alimentation:** 700mA.



Atos

A mighty mite

Residential and hospitality spaces just call for a spotlight like Atos

Atos is small but powerful. Due to its highly efficient reflector, it boasts impressive light quality, providing pleasant accent illumination with low glare. The spot is available in different colours and versions to easily fit into any space.

Gli ambienti residenziali e ricettivi reclamano a gran voce un faretto come Atos

Atos ha dimensioni compatte, ma è potente. Grazie al suo riflettore ad alta efficienza, vanta una qualità della luce straordinaria, fornendo un'illuminazione suggestiva senza riflessi. Il faretto è disponibile in diversi colori e versioni per adattarsi facilmente a qualsiasi ambiente.

Les espaces résidentiels et d'accueil ont tout simplement besoin d'un projecteur comme Atos

Atos est petit mais puissant. Grâce à son réflecteur très efficace, il offre une qualité de lumière impressionnante, fournissant un éclairage d'accentuation agréable et sans éblouissement. Le spot est disponible en différentes couleurs et versions pour s'intégrer facilement à tout espace.







MAIN FEATURES



Surprisingly powerful

The power it has, despite its small size, is extraordinary. Due to the COB technology it can reach up to 600 lm. A wide range of rings is available and also a version with IP44 for rooms with higher moisture.



A more pleasant illumination with Atos RVT

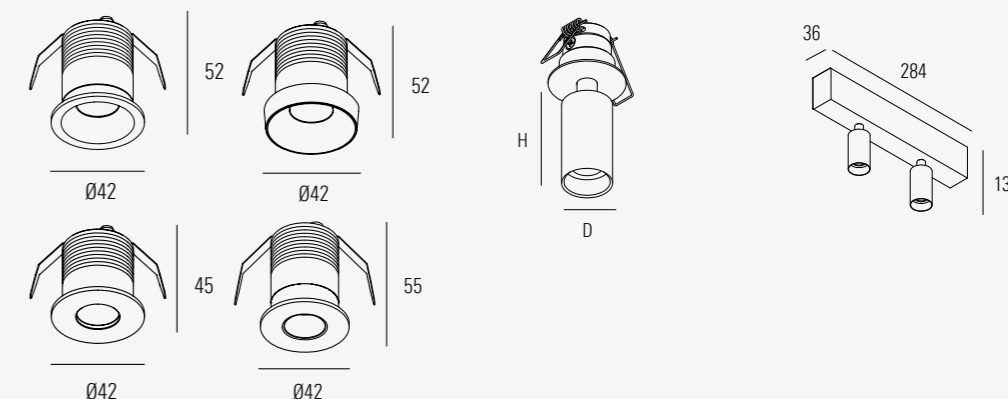
The light source is deeply regressed and completely hidden. This prevents the direct eye contact and ensures a more pleasant illumination and higher visual comfort.

Atos

Technical Overview



	RV Recessed fixed / various rings / regressed optics	RVO Semi-recessed orientable / regressed optics	CL Surface mounted orientable / regressed optics
Beam angle	20°, 30°, 55°	D 26: 18°; D 32: 20°/30°/50°; D 45: 30°/59°/28°-46°	20°, 30°, 50°
Orientation	-	± 54° / 360°	± 54° / 360°
Luminaire luminous flux	Up to 590 lm	Up to 200 lm (D26), 590 lm (D32), 1045 lm (D45)	Up to 590 lm/spot
LED colour	927, 930, 935	927, 930, 935	927, 930, 935
Driver	Casambi, DALI-2, FO	Casambi, DALI-2, FO	DALI-2, FO
Driver position	Remote	Remote	Integrated
IP protection	IP20, IP44*	IP20, IP40	IP20
Colour	WH BK	WH BK	WH BK
Dimensions	D x H (mm): 26x66, 32x77, 45x112		



*IP value from the exposed side



Light source: High-power COB LED, CRI>90, MacAdam≤2, 50.000h L90 B10 at 35°C. **Optic:** Highly efficient with uniform distribution, metalized polycarbonate with lacquer finish. Highly efficient PMMA lens (for RVO 26/45). **Body:** Aluminium, powder coated. **Control gear:** Constant current driver - order separately.

Sorgente: High-power COB LED, CRI>90, MacAdam≤2, 50.000h L90 B10 a 35°C. **Ottica:** Ottica ad alta efficienza con distribuzione uniforme, policarbonato metallizzato tramite laccatura. Lente in PMMA ad alta efficienza (per RVO 26/45). **Corpo:** Alluminio, verniciatura a polvere. **Alimentatore:** Alimentatore a corrente costante - ordinare separatamente.

Source de luminaire: LED haute puissance, IRC > 90, MacAdam≤2, 50.000h L90 B10 à 35°C. **Optique:** Haute efficacité avec une distribution uniforme, polycarbonate métallisé avec finition laquée. Lentille en PMMA haute efficacité (pour RVO 26/45). **Corps:** Revêtement aluminium à poudre. **Alimentation:** Driver à courant constant - à commander séparément.



Liy

Maximally minimal

Pure light effect

Liy is perfect for elegant spaces where you just can't have an ordinary spot. Its main advantage is the appearance of pure light without any source glare. It is minimalistic. Imagine, the opening on the bottom of the funnel is only 8 mm wide. Then, it depends on the housing colour whether you want the whole luminaire to stand out or to completely blend in.

Liy can perform as a single spot, in a pair, or in a row of three, four or more. It can be fixed or flexible, allowing to change the beam angle and orientation, always having visual attention on the object.

La purezza della luce

Liy è la soluzione perfetta per quegli spazi eleganti in cui non ci si può accontentare di un'illuminazione comune. Il suo vantaggio principale risiede nel suo aspetto di luce pura, senza alcun tipo di abbagliamento. La sua forza è nel minimalismo: l'apertura nella parte inferiore del corpo lampada ha un'ampiezza di soli 8 mm. A seconda dello stile dell'ambiente si può decidere se fare risaltare l'intera lampada o se fonderla completamente con l'ambiente.

Liy si presta come punto luce singolo oppure può essere utilizzata in coppia o anche in una fila di tre, quattro o più punti luce. Può rimanere in posizione fissa o mobile, permettendo di modificare l'angolo e l'orientamento del fascio, concentrando sempre l'attenzione sull'oggetto.

Effet de lumière pure

Liy est parfait pour les espaces élégants où vous ne pouvez pas avoir un emplacement ordinaire. Son principal avantage est l'apparence de la lumière pure sans aucun éblouissement de la source. Il est minimaliste. Imaginez, l'ouverture au fond de l'entonnoir ne fait que 8 mm de large. Ensuite, c'est la couleur du boîtier qui détermine si vous souhaitez que l'ensemble du luminaire se distingue ou se fonde complètement dans la masse.

Liy peut fonctionner comme un seul point, en paire, ou en rangée de trois, quatre ou plus. Il peut être fixe ou flexible, ce qui permet de modifier l'angle et l'orientation du faisceau, en gardant toujours l'attention visuelle sur l'objet.



The product has a custom colour.



Watch video



MAIN FEATURES



Double rotation and clean looks

With a simple gesture you can change both, the direction and the inclination angle of the light. In a row of spotlights, you can set each spot individually. And then change it when needed.

Trim-less installation

For a precise and clean trim-less installation of two or three spots in a row, you can use the installation kit. In this case the "only light" effect is even greater.

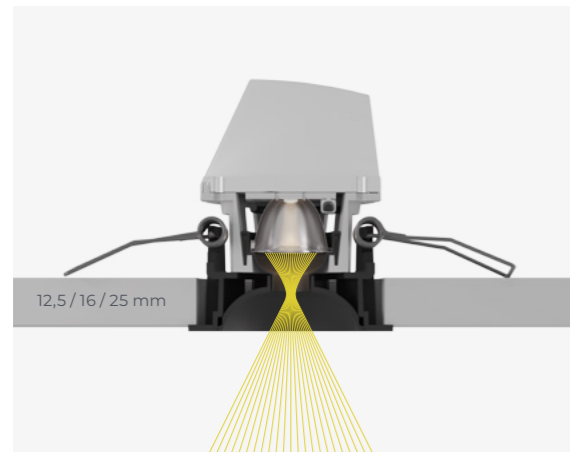


Liy

Technical Overview

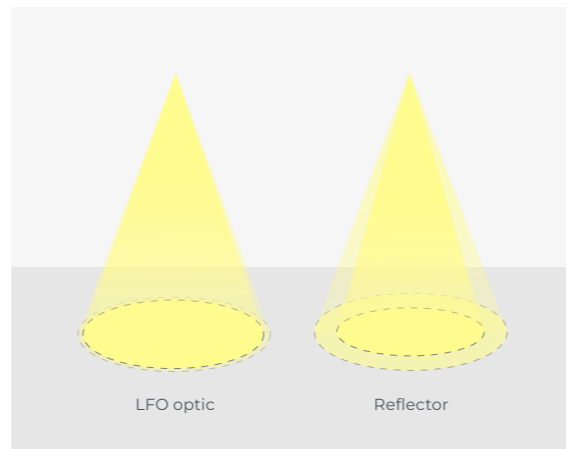


OPTICS



LFO - A guarantee of maximum visual comfort


Due to special design of Bartenbach LFO optic, all you can see is pure light. The light source is hidden deep inside the optics offering high visual comfort.



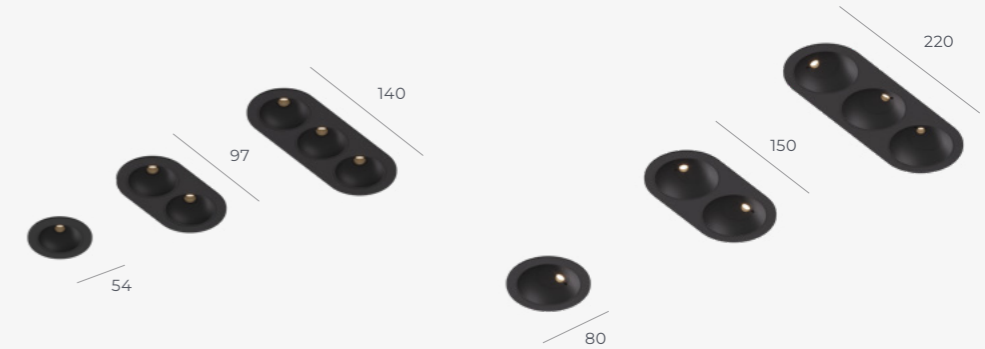
Perfectly uniform beam

With the Bartenbach LFO optic the light circle is well-defined and homogeneous, with no double ring. At the limits the light intensity is still high.

RI
Recessed trim-less



RV
Recessed visible trim

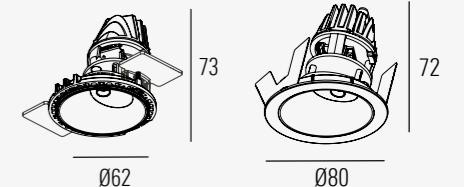


F
Fixed

A
Adjustable

Beam angle	LFO 33°, 50°	LFO 33°, 50°
Orientation	-	25° / 360°
Luminaire luminous flux*	Up to 190 lm / spot	Up to 190 lm / spot
LED colour	927, 930, 935, 940	927, 930, 935, 940
Driver	Casambi, DALI-2, FO	Casambi, DALI-2, FO
Driver position	Remote	Remote
IP protection**	IP44	IP44
Funnel colour	BK, GC, BC, OC	WH, BK, GC, BC, OC
Frame colour	WH, BK	WH, BK

Dimensions



* The data refer to one spot. Multiply the number with the number of spots. ** IP value from the exposed side




GRO



Light source: High-power LED, CRI>90, MacAdam≤2,5, 50.000h L80 B10 at 35°C. **Optic:** Acrylic glare-free LFO lens. **Body:** Polycarbonate. Optional with metalized coating. **Control gear:** Constant current driver - order separately. **Power supply:** 500 - 800 mA.

Sorgente: High-power COB LED, CRI>90, MacAdam≤2,5, 50.000h L80 B10 at 35°C. **Ottica:** Lente acrilica anti-abbagliamento LFO. **Corpo:** Polycarbonato. Opzionale con rivestimento metallizzato. **Alimentatore:** Alimentatore a corrente costante - ordinare separatamente. **Alimentazione:** 500 - 800 mA.

Source de luminaire: LED haute puissance, IRC > 90, MacAdam≤2,5, 50.000h L80 B10 at 35°C. **Optique:** Lentille LFO acrylique sans éblouissement. **Corps:** Polycarbonate En option avec revêtement métallisé. **Alimentation:** Driver à courant constant - à commander séparément. **Alimentation:** 500 - 800 mA.



Conic

An iconic spot

No need to putty at all

When you want a spot on a higher level, choose Conic. It's distinguished by prestigious finishes, wide range of colours and clean looks.

Most of all, Conic stands out for its innovative, easy and clean installation in a finished plaster ceilings, with tools of standard sizes and no puttying.

Non rimarrà di stucco

Se vuoi un faretto spot di livello superiore, c'è Conic. Ha finiture di pregio, una vasta gamma di colori e un aspetto semplice.

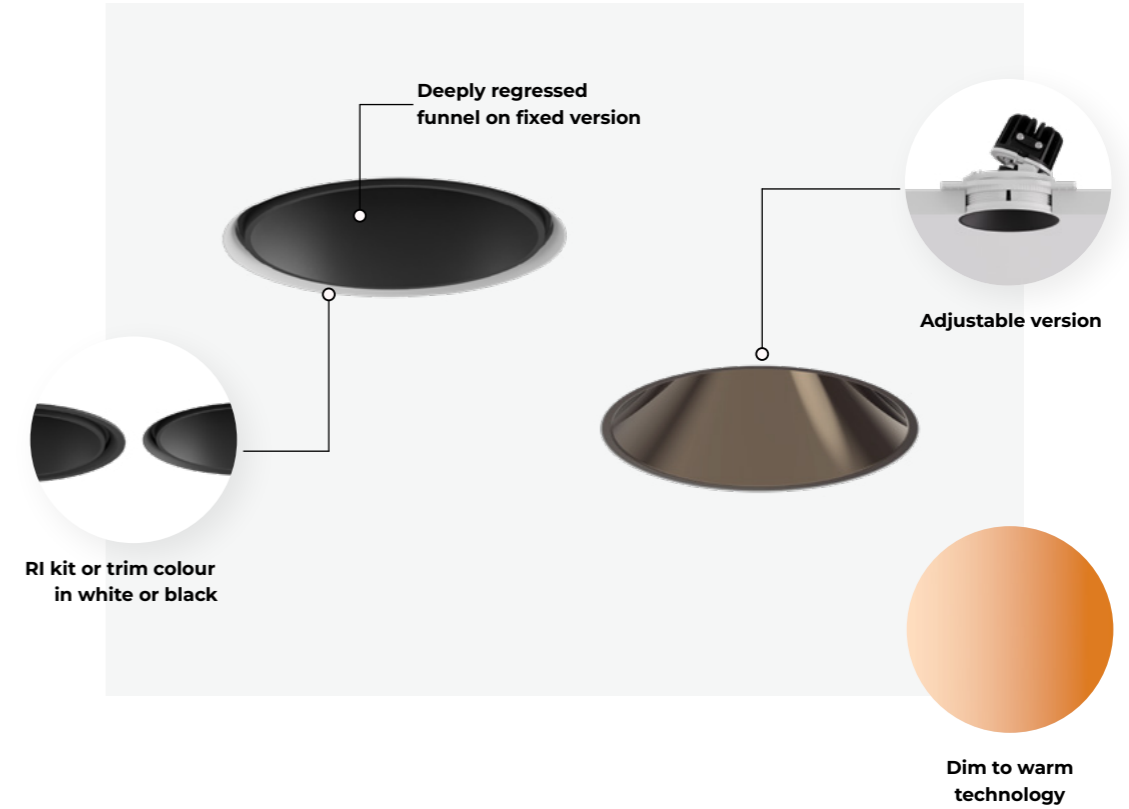
Ma soprattutto prevede una soluzione di installazione innovativa, semplice e pulita, per controsoffitti in gesso dando l'impressione di un faretto a scomparsa totale ma con l'utilizzo di strumenti standard senza dover stuccare.

Pas besoin de mastic

Lorsque vous voulez un spot de haut niveau, choisissez Conic. Il se distingue par ses finitions prestigieuses, sa large gamme de couleurs et son aspect épuré.

Mais surtout, Conic se distingue par son installation innovante, facile et propre dans un plafond en plâtre fini, avec des outils de taille standard et sans masticage.





MAIN FEATURES




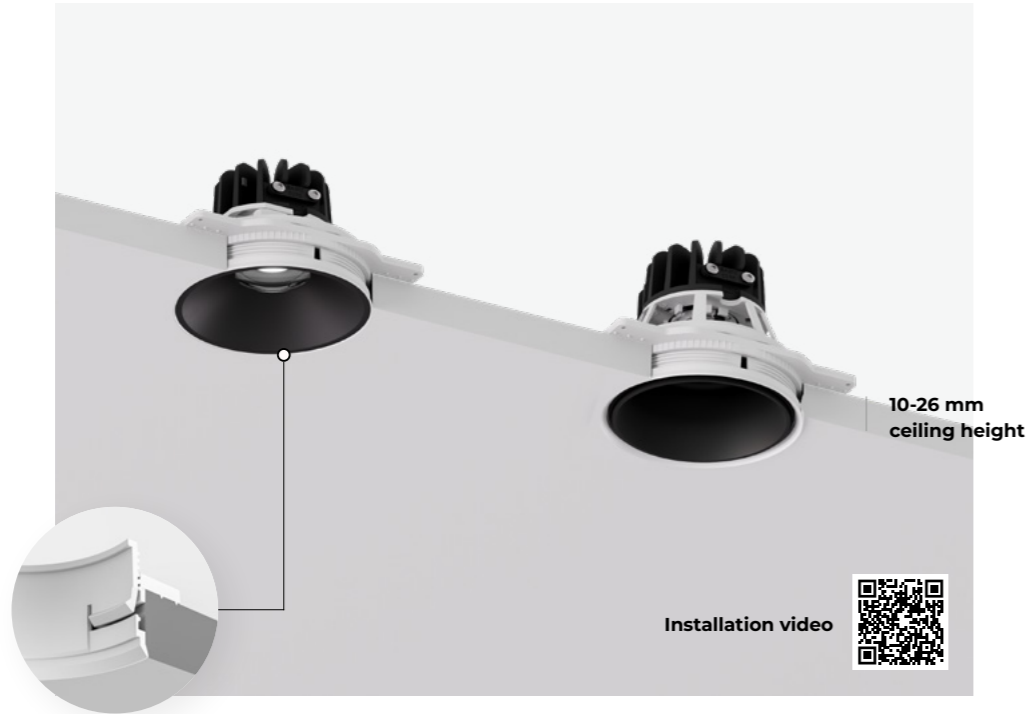
Prestigious look with trendy colours

The interior of the funnel can be gold, bronze or onyx coated which gives a luminaire prestigious look. Gold & bronze are on trend, but at the same time timeless chic finishes, perfect to match all kinds of interiors.

IP44

It's the perfect solution for high moisture environments like bathrooms. It offers pleasant and functional light as well as IP44 protection.






RI kit for installation without puttying

REVOLUTIONARY TRIM-LESS INSTALLATION



Make a hole with a standard 80 mm hole saw



Paint the ceiling, no puttying needed



Twist and level the RI kit with the ceiling



Click in the spot and the funnel

Conic

Technical Overview



ADJUSTABLE (A)

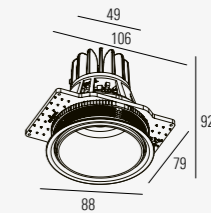
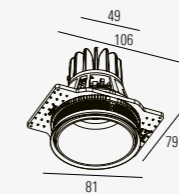
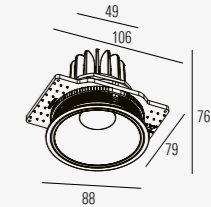
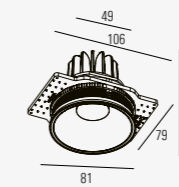


FIXED (F)




	RI Recessed trim-less	RV Recessed visible trim
Beam angle	20°, 30°, 55°	20°, 30°, 55°
Orientation	25° / 360° (A)	25° / 360° (A)
Luminaire luminous flux	Up to 630 lm	Up to 630 lm
LED colour	927, 930, 935, 940	927, 930, 935, 940
Dynamic light	Dim to warm (D2W)**	Dim to warm (D2W)**
Driver	Casambi, DALI-2, FO	Casambi, DALI-2, FO
Driver position	Remote	Remote
IP protection*	IP44	IP44
RI kit / Frame colour		
Inner colour		

Dimensions



*IP value from the exposed side. **Dim to warm is possible on 55° beam angle.



Light source: High-power COB LED, CRI>90, MacAdam≤2, 50.000h L90 B10 at 35°C. **Optic:** Highly efficient with uniform distribution, metalized polycarbonate with lacquer finish. **Body:** Polycarbonate. Optional with metalized coating. **Control gear:** Constant current driver - order separately. **Power supply:** 150 - 900 mA.

Sorgente: High-power COB LED, CRI>90, MacAdam≤2, 50.000h L90 B10 a 35°C. **Ottica:** Ottica ad alta efficienza con distribuzione uniforme, polycarbonato metallizzato tramite laccatura. **Corpo:** Polycarbonato. Opzionale con rivestimento metallizzato. **Alimentatore:** Alimentatore a corrente costante - ordinare separatamente. **Alimentazione:** 150 - 900 mA.

Source de luminaire: LED haute puissance, IRC > 90, MacAdam≤2, 50.000h L90 B10 à 35°C. **Optique:** Haute efficacité avec une distribution uniforme, polycarbonate métallisé avec finition laquée. **Corps:** Polycarbonate. En option avec revêtement métallisé. **Alimentation:** Driver à courant constant - à commander séparément. **Alimentation:** 150 - 900 mA.



Pipes R

Totally responsive

Focus as a matter of choice

A range of recessed LED spots brings efficiency and customization together. With a wide choice of colour combinations, power options and sizes, Pipes R is a spot that can blend in discretely or become an eye catching element in the space.

The concept of «Less is more» went beyond the design itself or the way a space is used. Each and every product component has been optimized to make the Pipes R highly efficient and affordable.

Accentuare è una questione di scelta

La gamma di incassi LED Pipes R unisce efficienza alla possibilità di personalizzare. Grazie alla vasta scelta di colori, potenze e dimensioni, Pipes R è un prodotto che può essere integrato in modo discreto nello spazio o diventare un elemento distintivo dell'ambiente.

Il concetto "Less is more" è andato oltre il semplice design o la semplice destinazione d'uso di uno spazio. Ogni singolo componente è stato ottimizzato per rendere Pipes R efficiente e conveniente.


Centre d'attention, une question de choix

La gamme de spots à LED encastrables Pipes R apporte de l'efficacité tout en permettant une large personnalisation. Avec un vaste choix de combinaisons de couleurs, de puissances et de dimensions, Pipes R est un spot qui peut se fondre discrètement dans le décor ou devenir un élément qui attire l'attention dans l'espace.

Le concept du « moins est plus » va au-delà du design lui-même ou de la manière dont l'espace est utilisé. Chaque composant du produit a été optimisé pour rendre Pipes R hautement efficace et abordable.








Dynamic illumination



Tunable white technology

It allows you to get close to the dynamic of sunlight. You can set the colour temperature from cool to warm white upon your needs.



Dim to warm technology

Create a warm, soft, cosy and relaxing atmosphere. Like the one we achieved with the old light bulbs.

Vivid COB



Warm Crispy



Warm Vivid



Fresh Rose



Alaska



Plant White



Clear White

Pipes R

Technical Overview



RI Recessed trim-less



Ø 60, H 71 mm,
Ø 80, H 82 mm
Fixed



Ø 100, H 116 / 126 mm
Fixed / Adjustable

RV Recessed visible trim



Ø 60, H 70 / 103 mm
Ø 80, H 82 / 115 mm
Fixed / Adjustable



Ø 105, H 133 mm
Adjustable

RVS / RVSQ Recessed visible trim



Ø 65, H 69 / 102 mm
Ø 89, H: 82 / 115 mm
Fixed / Adjustable



Ø 115, H 133 mm
Adjustable



L 85, H 82 / 115 mm
RVSQ Fixed / Adjustable

Beam angle	20°, 30°, 55°	30°, 40°, 60°	20°, 30°, 55°
Orientation	25° (A)	25° (A)	25° (A)
Luminaire luminous flux	up to 1400 lm	Up to 3400 lm	up to 1400 lm
LED colour	927, 930, 935, 940	927, 930, 935, 940	927, 930, 935, 940
Dynamic light	Dim to warm	Tunable white	Dim to warm
Special LED colour	-	Alaska, Clear white, Fresh rose, Warm crispy, Warm vivid, Plant white	-
Driver	Casambi, DALI-2, FO	-	Casambi, DALI-2, FO
Driver position	Remote	Remote	Remote
IP protection	IP20, IP44*	IP20, IP44*	IP20
Colour	WH BK DW	WH BK DW	WH BK DW


*IP value from the exposed side; valid only for RV 60, RVS 65 and RV 105.



Light source: High-power COB LED, CRI>80/90, MacAdam≤2, 50.000h L90 B10 at 35°C. **Optic:** Highly efficient with uniform distribution, metalized polycarbonate with lacquer finish. **Body:** Polycarbonate. **Control gear:** Constant current driver order separately. **Power supply:** 150 - 1050mA.

Sorgente: High-power COB LED, CRI>80/90, MacAdam≤2, 50.000h L90 B10 a 35°C. **Ottica:** Ottica ad alta efficienza con distribuzione uniforme, polycarbonato metallizzato tramite laccatura. **Corpo:** Polycarbonato. **Alimentatore:** Alimentatore a corrente costante - ordinare separatamente. **Alimentazione:** 150 - 1050mA.

Source de luminaire: Module COB LED haute puissance, IRC > 80/90, MacAdam ≤ 2, 50.000h, L90 B10. **Optique:** Haute efficacité avec une distribution uniforme, polycarbonate métallisé avec finition laquée. **Corps:** Polycarbonate. **Alimentation:** Driver à courant constant - à commander séparément. **Alimentation:** 150 - 1050mA.



Rulo R

Rulo rules

Retail's first choice

Rulo is everything a spotlight should be – no more, no less. Its simplicity is its strength, delivering maximum efficiency and top-tier performance at an excellent price performance ratio.

This makes it ideal for retail environments and other applications where economic efficiency matters. It also features a wide beam-angle selection and special lenses offering high visual comfort.

La prima scelta del commercio al dettaglio

Rulo è tutto ciò che un faretto dovrebbe essere: niente di più, niente di meno. La semplicità è il suo punto di forza: garantisce la massima efficienza e prestazioni di alto livello a un eccellente rapporto qualità-prezzo.

Ciò lo rende ideale per gli ambienti di vendita al dettaglio e per altre applicazioni in cui l'efficienza economica è importante. Offre, inoltre, diverse opzioni di angolo di fascio e un'ampia scelta di lenti speciali che garantiscono un elevato comfort visivo.

Le numéro un du commerce

Rulo est tout ce qu'un projecteur doit être, ni plus ni moins. Sa simplicité est sa force, offrant une efficacité maximale et des performances de premier ordre à un excellent rapport qualité-prix.

Cela en fait un choix idéal pour les environnements de vente au détail et autres applications où l'efficacité économique est primordiale. Il propose également une large sélection d'angles de faisceau ainsi que des lentilles spéciales assurant un grand confort visuel.





Outstanding 92% efficiency



Rulo's high-performance lenses achieve an exceptional efficiency of up to 92%, delivering up to 185 lm/W and a total light output of up to 3200 lumens.

In environments where lighting operates almost continuously throughout the day, such efficiency translates into significant energy savings.

Precision lenses. No glare. No halo.

Rulo's specially engineered lenses deliver precise, spill-free illumination, maximising lux per watt on the target surface.

At the same time, they offer high visual comfort: the light is soft, uniform, and free of the halo effect.



Wallwashing


Illuminate vertical surfaces evenly to enhance the perception of space. The Wallwasher delivers a smooth, even layer of light across the wall, minimizing shadows and hiding surface imperfections.


Use the dedicated accessory with the 36° beam angle lens for best results.

Oval light distribution

A freely rotatable oval lens directs the light precisely along the length of an area, minimizing wasted light outside the target zone.


Use the dedicated accessory with the 36° beam angle lens for best results.





Flexible efficiency

An optimized cross-beam optical system maintains high efficiency and beam integrity, even at the maximum tilt angle of the spotlight.



Dark lenses

Avoiding glare

No one likes glare. Rulo's dark lenses ensure effective glare control for a more comfortable visual experience. Honeycomb filter is available as well.



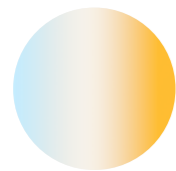
Wallwasher Honeycomb Oval

Easily add or replace different optical accessories

The system of interchangeable lenses and accessories (honeycomb, wallwasher, oval) offers limitless flexibility, both now and in the future, making it a practical and sustainable solution.

Tunable white

Vivid COB



2700K - 6500K



Warm Crispy



Warm Vivid



Fresh Rose



Alaska



Clear White

Rulo R

Technical Overview



RV F
Recessed visible trim, Fixed



RV A
Recessed visible trim, Adjustable



RI A
Recessed invisible trim, Adjustable



PERFORMANCE

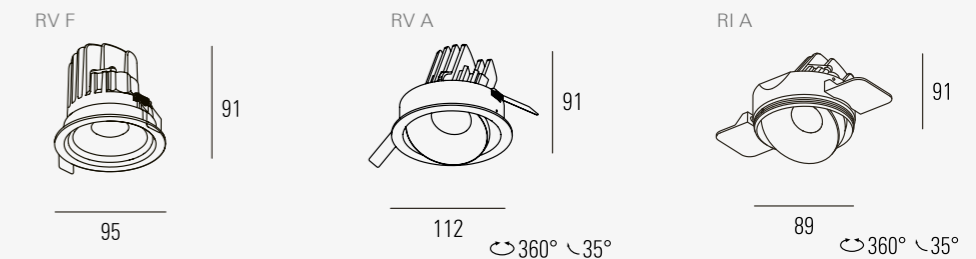
High efficiency

DARK

Low glare

Beam angle	15°, 22°, 36°, 62°	15°, 22°, 36°, 62°
Luminaire luminous flux	Up to 3200 lm (840)	Up to 2600 lm (940)
Light source efficacy (LEF)	Up to 185 lm/W	Up to 185 lm/W
Glare control (UGR class)	UGR<22	UGR<16, UGR<19 (22°)
LED colour	830, 840, 927, 930, 935, 940	927, 930, 935, 940
Special LED colour	Alaska, Clear white, Fresh rose, Warm crispy, Warm vivid	-
Dynamic colour	Tunable white 2700 - 6500K (CRI>90)	Tunable white 2700 - 6500K (CRI>90)
Driver	Casambi, DALI-2, FO	Casambi, DALI-2, FO
Driver position	Remote	Remote
IP protection	IP44, IP54 (RV F)	IP44, IP54 (RV F)

Dimensions



Standard: WH DK



Light source: High-power COB LED, CRI > 80/90, MacAdam ≤ 2, 50.000h L90 B10 at 35°C. **Optic:** Highly efficient PMMA optical lenses. **Body:** Aluminium, powder coated. **Control gear:** Constant current driver - order separately. **Power supply:** 350 - 700mA.

Sorgente: Modulo high-power COB LED, CRI > 80/90, MacAdam ≤ 2, 50.000h L90 B10 a 35°C. **Ottica:** Lenti in PMMA ad alta efficienza. **Corpo:** Alluminio, verniciatura a polvere. **Alimentatore:** Alimentatore a corrente costante - ordinare separatamente. **Alimentazione:** 350 - 700mA.

Source de luminaire: Module COB LED haute puissance, IRC > 80/90, MacAdam ≤ 2, 50.000h, L90 B10. **Optique:** Lentilles optiques en PMMA haute efficacité. **Corps:** Revêtement aluminium à poudre. **Platine:** Driver à courant constant - à commander séparément. **Alimentation:** 350 - 700mA.



Rylo

Extraordinary light comfort

If you don't want to see where the light comes from, this is the solution

Rylo is not a common downlight. With its special optics it provides high visual comfort and generates circular light emission.

It doesn't show off. The light source is hidden and all you can see is pure light with absolutely no glare. It is universal, perfect for all spaces and projects.

Se non vuoi vedere da dove proviene la luce, questa è la soluzione

Rylo non è un normale faretto a luce diffusa. Le speciali soluzioni ottiche generano un'emissione luminosa spot per un elevato comfort visivo.

Non vuole certo mettersi in mostra. La fonte luminosa rimane nascosta e quello che si vede è pura luce senza abbagliamento. Perfetto per tutti gli spazi e progetti.

Si vous ne voulez pas voir d'où vient la lumière, c'est la solution

Rylo n'est pas un downlight ordinaire. Avec son optique spéciale, il offre un grand confort visuel et génère une émission de lumière circulaire.

Il ne se montre pas. La source lumineuse est cachée et tout ce que vous pouvez voir est une lumière pure, sans aucun éblouissement. Il est universel, parfait pour tous les espaces et projets.





MAIN FEATURES

Wallwasher Rylo RV WW

Homogenous wall illumination with specific Bartenbach MDB-W wallwash optics.



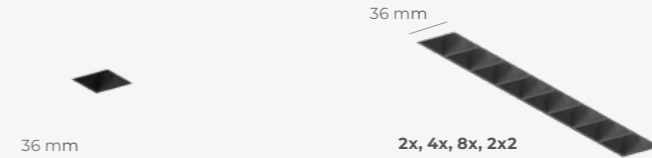
Great light comfort

Create a healthier environment with lighting which importantly affects our well-being and mood. Rylo provides low glare and offers high light comfort.


Rylo Technical Overview



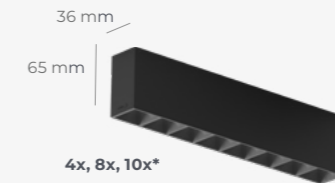
RI
Recessed trim-less




RV
Recessed visible trim



C
Ceiling

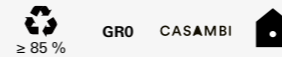


T
Track



	SINGLESPOT	MULTISPOT	WALLWASHER
Beam angle	22°, 30°, 50°, Asymmetric	22°, 30°, 50°, Asymmetric	Wallwasher
Luminaire luminous flux	Up to 200 lm/spot	Up to 160 lm/spot	Up to 1519 lm
Glare control	<19	<19	-
LED colour	927, 930, 935, 940	927, 930, 935, 940	927, 930, 940
Driver	Casambi, DALI-2, FO	Casambi, DALI-2, FO	Casambi, DALI-2, FO
Driver position	Remote	Remote / Integrated*	Remote / Integrated
Funnel colour	WH BK GC BC OC	WH BK GC BC OC	WH BK
Trim colour	WH BK	WH BK	WH BK

* The driver is integrated only in the Rylo C 10x version and Rylo T.



Light source: High-flux PCB LED modules, mid-power SMD LED, CRI>90, MacAdam≤2, 50.000h L90 B10 at 35°C. / High-power LED, CRI>90, MacAdam≤2,5, 50.000h L80 B10 at 35°C. **Optic:** Low glare spot optical system with UGR<19, wallwasher. **Body:** Extruded aluminium profile, powder coated. **Control gear:** Constant current driver - order separately. Some versions have integrated driver. **Power supply:** 250-600mA; 230V 50Hz.

Sorgente: Moduli PCB LED High-flux, SMD LED mid-power, CRI>90, MacAdam≤2, 50.000h L90 B10 a 35°C. / High-power COB LED, CRI>90, MacAdam≤2,5, 50.000h L80 B10 at 35°C. **Ottica:** Sistema ottico spot a basso abbagliamento con UGR<19, wallwasher. **Corpo:** Profilo in alluminio estruso, verniciatura a polvere. **Alimentatore:** Alimentatore a corrente costante - ordinare separatamente. Alcune versioni hanno il driver integrato. **Alimentazione:** 250-600mA; 230V 50Hz.

Source de luminaire: Haut-flux PCB LED modules, puissance moyenne SMD LED, CRI>90, MacAdam≤2, 50.000h L90 B10 à 35°C. / LED haute puissance, IRC > 90, MacAdam≤2,5, 50.000h L80 B10 at 35°C. **Optique:** système optique spot à faible éblouissement avec UGR<19, wallwasher. **Corps:** Profil en aluminium extrudé, revêtu par poudre. **Alimentation:** Driver à courant constant - à commander séparément. Certaines versions ont le pilote intégré. **Alimentation:** 250-600mA; 230V 50Hz.



Eye

Good looking all around

Don't roll your eyes, roll your Eye

There are really a lot of spots out there, but Eye is not just »one more spot«. Come closer. All the details are carefully thought out. Its clean elegant look with the possibility of a 360-degree orientation makes it a perfect luminaire for hospitality, retail and private residences.

Eye, un occhio sul tuo mondo

Esistono tantissimi faretto spot sul mercato, ma Eye non è come gli altri. Guarda bene. Vedrai che ogni dettaglio è stato studiato con attenzione. Il design pulito ed elegante, orientabile a 360 gradi ne fa una lampada ideale per strutture ricettive, negozi, abitazioni.

Ne roulez pas vos yeux, roulez votre œil

Il y a vraiment beaucoup d'endroits dans le monde, mais Eye id n'est pas juste » un endroit de plus «. Approchez-vous. Tous les détails sont soigneusement pensés. Son look épuré et élégant, avec la possibilité d'une orientation à 360 degrés, en fait un luminaire parfait pour l'hôtellerie, le commerce et les résidences privées.







Watch video

MAIN FEATURES



Innovative swivel system

Eye is unique for the way it can be rotated in all directions, while the swivel mechanism remains invisible. Three types of optics allow a wide range of use.

Nothing is left to chance

All the details of this product communicate elegance, precision and perfection. Even when seen from the backside. In the track version the driver (FO, DALI-2 or Casambi) is integrated in a track adapter.



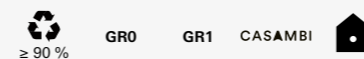
Eye

Technical Overview



	T Track	C Ceiling	C Ceiling with driver
Beam angle			
Reflector	34°, 45° (60), 30°, 65° (80)	34°, 45° (60), 30°, 65° (80)	34°, 45° (60), 30°, 65° (80)
Lens	10°, 22°, 26°, 46° (60), 24°, 34°, 53° (80)	22°, 26°, 46° (60), 24°, 34°, 53° (80)	22°, 26°, 46° (60), 24°, 34°, 53° (80)
Zoom lens	22° - 45° (60)	22° - 45° (60)	22° - 45° (60)
Orientation	65° / 350°	65° / 360°	65° / 350°
Luminaire luminous flux	Up to 1600 lm (60) Up to 3300 lm (80)	Up to 1600 lm* (60), Up to 3200 lm (80)	Up to 1600 lm* (60), Up to 3200 lm (80)
LED colour	830, 840, 927, 930 935, 940	830, 840, 927, 930 935, 940	830, 840, 927, 930 935, 940
Special colour	Clear white	Clear white	Clear white
Dynamic light	Tunable white 2700 - 6500K (TW)	Tunable white 2700 - 6500K (TW)	-
Driver	Casambi, DALI-2, FO	Casambi, DALI-2, FO	Casambi, DALI-2, FO
Driver position	Track adapter	Remote	Integrated
Colour	WHM BKM GDM BGC BOC	WHM BKM GDM BGC BOC	WHM BKM GDM BGC BOC


* The data refer to one spot. Multiply the number with the number of spots.



Light source: High-power COB LED, CRI>80/90, MacAdam≤2, 50.000h L90 B10 at 35°C. **Optic:** Highly efficient with uniform distribution, metalized polycarbonate with lacquer finish / Highly efficient PMMA optical lenses / Acrylic high efficiency lens with adjustable beam angle. **Body:** Aluminium, powder coated. **Control gear:** Integrated highly-efficient driver with fixed output (FO) or dimmable (DALI-2, TD, Casambi). / Some versions require externally mounted driver - order separately. **Power supply:** 230V 50Hz / 350 - 700mA.

Sorgente: High-power COB LED, CRI>80/90, MacAdam≤2, 50.000h L90 B10 a 35°C. **Ottica:** Ottica ad alta efficienza con distribuzione uniforme, policarbonato metallizzato tramite laccatura (spot, medium, wide) / Lenti in PMMA ad alta efficienza / Lenti acriliche ad alta efficienza con fascio regolabile. **Corpo:** Alluminio, verniciatura a polvere. **Alimentatore:** Alimentatore integrato ad alta efficienza on-off (FO) o dimmerabile (DALI-2, TD, Casambi). / Alcune versioni richiedono il montaggio del driver esterno - ordinare separatamente. **Alimentazione:** 230V 50Hz / 350 - 700mA.

Source de luminaire: Module COB LED haute puissance, IRC> 80/90, MacAdam ≤ 2, 50.000h, L90 B10. **Optique:** Haute efficacité avec distribution uniforme, polycarbonate métallisé avec finition laquée (spot, medium, large) / Lentilles optiques en PMMA haute efficacité (spot, medium, elliptique) / Lentille acrylique à haute efficacité avec angle de faisceau réglable. **Corps:** Revêtement aluminium à poudre. **Alimentation:** Driver intégré haute efficacité avec sortie fixe (FO) ou gradable (DALI-2, TD) / Certaines versions nécessitent un ballast monté en externe - à commander séparément. **Alimentation:** 230V 50Hz / 350 - 700mA.



Rulo T

Rulo rules

Retail's first choice

Rulo is everything a spotlight should be – no more, no less. Its simplicity is its strength, delivering maximum efficiency and top-tier performance at an excellent price performance ratio.

This makes it ideal for retail environments and other applications where economic efficiency matters. It also features a wide beam-angle selection and special lenses offering high visual comfort.

La prima scelta del commercio al dettaglio

Rulo è tutto ciò che un faretto dovrebbe essere: niente di più, niente di meno. La semplicità è il suo punto di forza: garantisce la massima efficienza e prestazioni di alto livello a un eccellente rapporto qualità-prezzo.

Ciò lo rende ideale per gli ambienti di vendita al dettaglio e per altre applicazioni in cui l'efficienza economica è importante. Offre, inoltre, diverse opzioni di angolo di fascio e un'ampia scelta di lenti speciali che garantiscono un elevato comfort visivo.

Le numéro un du commerce

Rulo est tout ce qu'un projecteur doit être, ni plus ni moins. Sa simplicité est sa force, offrant une efficacité maximale et des performances de premier ordre à un excellent rapport qualité-prix.

Cela en fait un choix idéal pour les environnements de vente au détail et autres applications où l'efficacité économique est primordiale. Il propose également une large sélection d'angles de faisceau ainsi que des lentilles spéciales assurant un grand confort visuel.





Outstanding 92% efficiency


Rulo's high-performance lenses achieve an exceptional efficiency of up to 92%, delivering up to 141 lm/W and a total light output of up to 3700 lumens.

In environments where lighting operates almost continuously throughout the day, such efficiency translates into significant energy savings.

Precision lenses. No glare. No halo.

Rulo's specially engineered lenses deliver precise, spill-free illumination, maximising lux per watt on the target surface.

At the same time, they offer high visual comfort: the light is soft, uniform, and free of the halo effect.



Wallwashing

Illuminate vertical surfaces evenly to enhance the perception of space. The Wallwasher delivers a smooth, even layer of light across the wall, minimizing shadows and hiding surface imperfections.

Use the dedicated accessory with the 36° beam angle lens for best results.

Oval light distribution

A freely rotatable oval lens directs the light precisely along the length of an area, minimizing wasted light outside the target zone.


Use the dedicated accessory with the 36° beam angle lens for best results






Small in size. Big in light

Rulo's compact design makes it unobtrusive, letting your products or displays take the spotlight. It can also be placed vertically, which is particularly useful in shop window displays.



Avoiding glare

No one likes glare. Rulo's dark lenses ensure effective glare control for a more comfortable visual experience. Honeycomb filter is available as well.

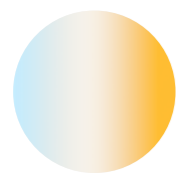


Easily add or replace different optical accessories

The system of interchangeable lenses and accessories (honeycomb, wallwasher, oval) offers limitless flexibility, both now and in the future, making it a practical and sustainable solution.

Tunable white

Vivid COB



2700K - 6500K



Warm Crispy



Warm Vivid



Fresh Rose



Alaska



Clear White

Rulo T

Technical Overview



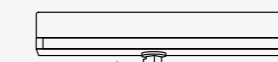
PERFORMANCE

Track, High efficiency

DARK

Track, Low glare

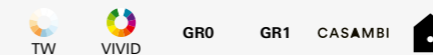
Beam angle	15°, 22°, 36°, 62°	15°, 22°, 36°, 62°
Luminaire luminous flux	Up to 3700 lm (840)	up to 2900 lm (940)
Luminaire efficacy (LEF)	up to 141 lm/W	up to 110 lm/W
Light source efficacy (LEF)	up to 185 lm/W	up to 185 lm/W
Glare control (UGR class)	UGR<22	UGR<16, UGR<19 (22°)
LED colour	830, 840, 927, 930, 935, 940	927, 930, 935, 940
Special LED colour	Alaska, Clear white, Fresh rose, Warm crispy, Warm vivid	On request
Dynamic colour	Tunable white 2700 - 6500K, CRI>90	Tunable white 2700 - 6500K, CRI>90
Driver	Casambi, DALI-2, FO	Casambi, DALI-2, FO
Driver position	Integrated in the track adapter	Integrated in the track adapter



Dimensions



Standard: WH BK



Light source: High-power COB LED, CRI > 80/90, MacAdam ≤ 2, 50.000h L90 B10 at 35°C. **Optic:** Highly efficient PMMA optical lenses. **Body:** Aluminium, powder coated. **Control gear:** Integrated highly-efficient driver with fixed output (FO) or dimmable (DALI-2, Casambi). **Power supply:** 230V 50Hz.

Sorgente: Modulo high-power COB LED, CRI > 80/90, MacAdam ≤ 2, 50.000h L90 B10 a 35°C. **Ottica:** Lenti in PMMA ad alta efficienza. **Corpo:** Alluminio, verniciatura a polvere. **Alimentatore:** Alimentatore ad alta efficienza on/off (FO) o dimmerabile (DALI-TD, Casambi) integrato. **Alimentazione:** 230V 50Hz.

Source de luminaire: Module COB LED haute puissance, IRC > 80/90, MacAdam ≤ 2, 50.000h, L90 B10. **Optique:** Lentilles optiques en PMMA haute efficacité. **Corps:** Revêtement aluminium à poudre. **Platine:** Driver intégré haute efficacité avec sortie fixe (FO) ou gradable (DALI-TD). **Alimentation:** 230V 50Hz.



KamAI

Living light

It doesn't just shine. It understands.

Inspired by the chameleon's instinctive ability to adapt, KamAI uses cutting-edge AI to dynamically adjust colour temperature and tone based on the object it illuminates. Whether you're highlighting art, fashion, or design, KamAI ensures the light is always just right—bringing out the truest colours, finest textures, and purest form. KamAI isn't static. It's living light, tuned to every moment.

Non si limita a brillare. Capisce.

Ispirandosi all'innata capacità di adattamento del camaleonte, KamAI sfrutta l'intelligenza artificiale all'avanguardia per regolare dinamicamente la temperatura e la tonalità del colore in base all'oggetto che illumina. Che si tratti di mettere in risalto l'arte, la moda o il design, KamAI garantisce che la luce sia sempre perfetta, esaltando i colori più autentici, le texture più raffinate e le forme più pure. KamAI non è statica. È luce viva, sintonizzata su ogni momento.

Plus qu'une lumière. Une intelligence.

Inspirée par la capacité instinctive du caméléon à s'adapter, KamAI utilise une IA de pointe pour ajuster dynamiquement la température et la tonalité des couleurs en fonction de l'objet à éclairer. Que vous mettiez en valeur une œuvre d'art, la mode ou le design, KamAI garantit un éclairage toujours parfait — révélant les couleurs les plus fidèles, les textures les plus fines et les formes les plus pures. KamAI n'est pas statique. C'est une lumière vivante, à l'écoute de chaque instant.





Tanja Zorn Pop-up, Nova Gorica, Slovenia



Nerlise / Visualization: Nom Bureau



Gustav Klimt Exhibition / Visualization: Nom Bureau

Excellent product display with AI auto mode

With KamAI every garment is presented in perfect light

A summer collection requires different lighting than a winter one. Light neutral tones need a different approach than vibrant colours and patterns, and black garments differ from white. Every other spot doesn't care about it, KamAI does. It automatically adjusts.

Tune the light by taking a photo

If you want a certain colour in a painting to stand out, highlight a specific detail, or let the entire piece glow in its shades, simply take a photo with the Intra Spectrum AI app and select the desired colour. KamAI will instantly adjust the light to your preference.

Can you see the difference?

1. Neutral cold tones prevail
2. The tone of the orange flowers spreads a warm light across the entire painting

Intra Spectrum AI app


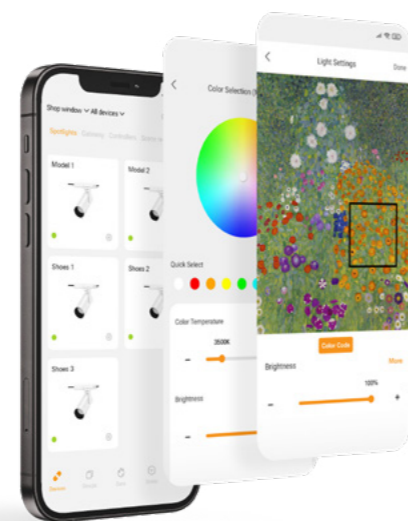
4 different settings

Auto Mode – The spotlight automatically adjusts the lighting based on the prevalent colour detection.

Take Photo – and select the colour you want to point out, the spotlight will adjust.

Master & Slave – When all lights need to look the same, set one AI Spotlight as the master device, and the others will follow.

Customization – Select the tone of the light and enhance colours.



KamAI

Technical Overview

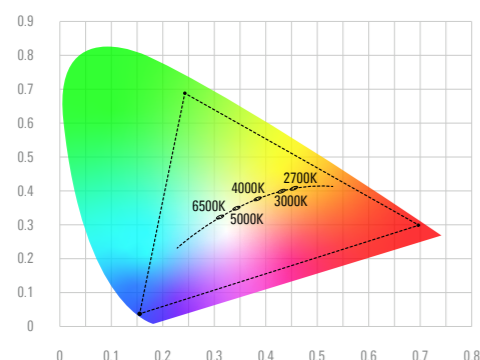
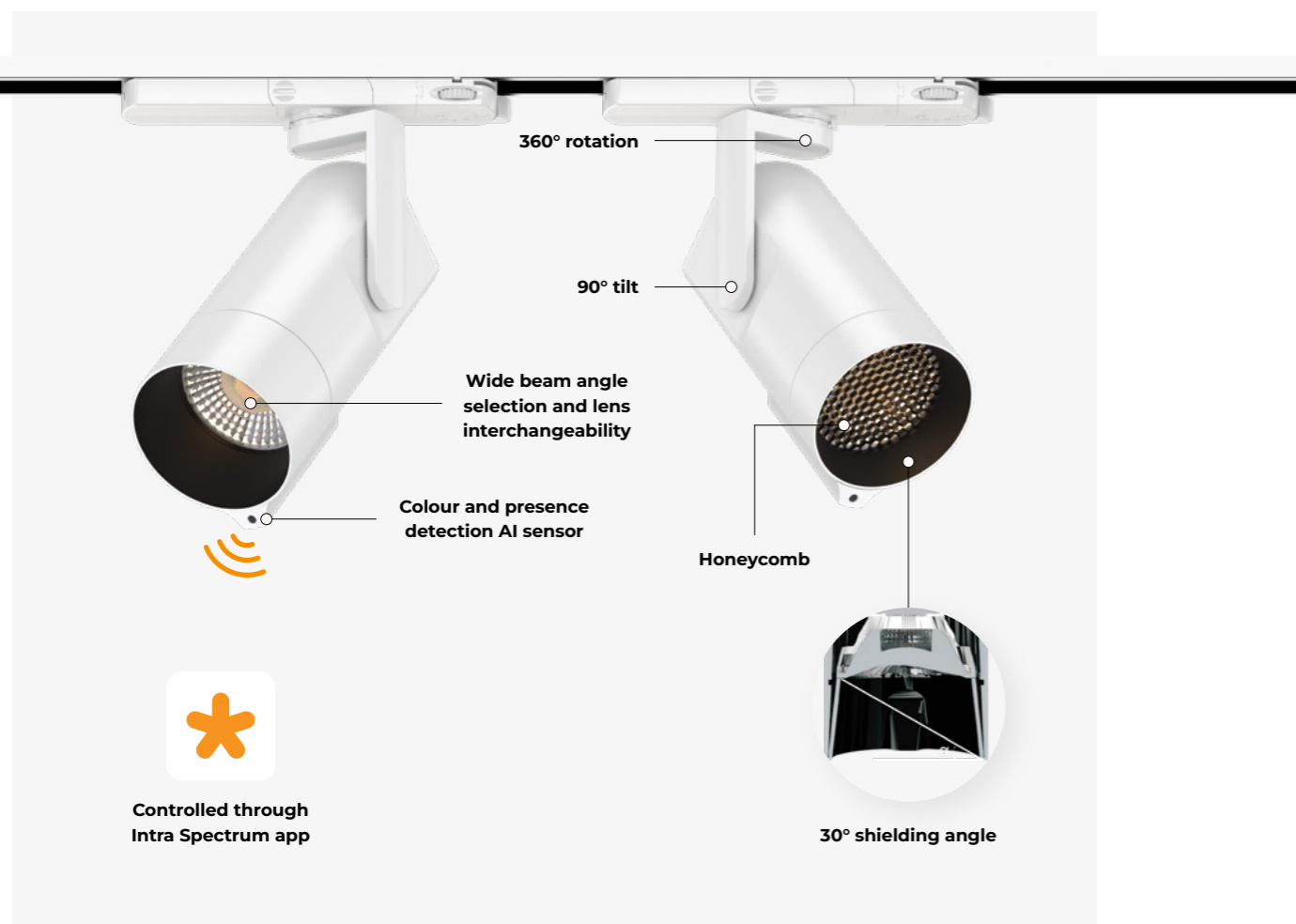


KamAI S
with AI sensor (Master/Slave)

KamAI
without sensor (Slave)

Beam angle	24°, 35°, 50°	24°, 35°, 50°
Luminaire luminous flux	Up to 2400 lm	Up to 2400 lm
LED colour	AI wide gamut RGBW	AI wide gamut RGBW
Sensors	Colour and presence detection AI sensor	Without sensor
Driver	AI driver	AI driver
Driver position	Track adapter	Track adapter
Body colour	WHM BKM	WHM BKM

Dimensions



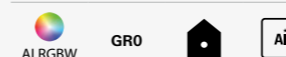
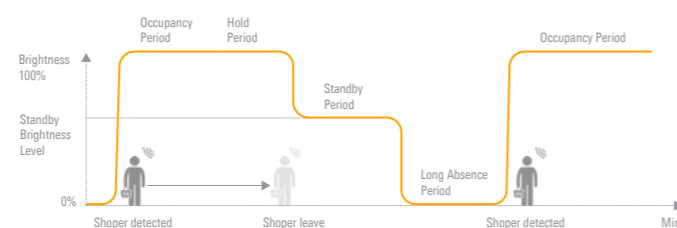
AI wide gamut RGBW

AI Wide gamut RGBW can move anywhere inside the colour triangle, including pure RGB colours, while standard tunable white only slides along the black body curve between warm and cool tones.

This means AI Wide gamut RGBW offers more vibrant colours, while Tunable white is limited to shades of white.

No wasted energy

Smart sensors ensure light is used only when needed – delivering brightness at peak hours and lower intensity the rest of the day, saving energy consumption, preserving the vibrancy of colours and extend the lifespan of the products. This ensures the original appearance and quality of items over time.



Light source: AI wide gamut RGBW COB LED, CRI 95, 50.000h L90 B10 at 25°C. **Optic:** Highly efficient PMMA optical lenses, uniform illumination. **Body:** Aluminium, powder coated. **Control gear:** Integrated AI spectrum adapting driver. **Sensor:** AI version include presence and colour detection sensor. **Power supply:** 230V 50Hz.

Sorgente: AI wide gamut RGBW COB LED, CRI 95, 50.000 h L90 B10 a 25°C. **Ottica:** Lenti ottiche in PMMA ad alta efficienza, illuminazione uniforme. **Corpo:** Alluminio, verniciato a polvere. **Alimentatore:** Driver integrato con adattamento spettrale AI. **Sensore:** La versione AI include sensore di presenza e rilevamento colore. **Alimentazione:** 230V 50Hz.

Source de luminaire: AI wide gamut RGBW COB LED, CRI 95, 50.000 h L90 B10 à 25°C. **Optique:** Lentilles optiques en PMMA haute efficacité, éclairage uniforme. **Corps:** Aluminium, peint par poudrage. **Alimentation:** Driver intégré avec adaptation spectrale par IA. **Capteur:** La version IA inclut capteur de présence et de détection de couleur. **Alimentation:** 230V 50Hz.



BY CHICAGO ATHENAEUM



red dot design award winner



iF product design award



Pipes

Simple outside, clever inside

Its innovative design makes it irresistible

The simple shape is neutral and widely generic to fit easily anywhere. Thanks to variety of applications, an uncompromising performance and high efficiency, it has the power to point the attention and to create a special atmosphere in a space.

The front of the fixture is what makes it unique and different. To achieve high visual comfort the reflector is inwardly recessed, while the funnel acts as a transition zone to minimize the contrast.

Un design innovativo e semplicemente irresistibile

La forma semplice e discreta è versatile quanto basta per adattarsi facilmente in ogni luogo. Grazie alla vasta possibilità di applicazioni, alle prestazioni eccezionali ed all'elevata efficienza, catturerà la tua attenzione creando un'atmosfera ineguagliabile in ogni ambiente.

La parte anteriore di questo prodotto lo rende unico ed originale. Per ottenere il massimo comfort visivo, l'ottica è arretrata mentre il cono decorativo crea una zona di transizione per attenuare il contrasto della sorgente.

Son design novateur le rend irrésistible

Neutre et très générique, sa forme simple passe facilement partout. Grâce à ses nombreuses applications possibles, à ses performances sans compromis, et à sa haute efficacité, il a la capacité de focaliser l'attention et de créer une ambiance spéciale dans un espace donné.

La partie avant du luminaire le rend véritablement unique et différent. Pour offrir un confort visuel important, le réflecteur est placé en retrait vers l'intérieur, tandis que la pièce en forme d'entonnoir joue le rôle d'une zone de transition pour minimiser le contraste.








Dynamic illumination



Tunable white technology

It allows you to get close to the dynamic of sunlight. You can set the colour temperature from cool to warm white upon your needs.



Dim to warm technology

Create a warm, soft, cosy and relaxing atmosphere. Like the one we achieved with the old light bulbs.

Vivid COB



Warm Crispy



Warm Vivid



Fresh Rose



Alaska



Plant White



Clear White

Pipes

Technical Overview



PIPES C / CF / S*
Ceiling fixed / orientable / suspended



C
H 165 mm



S
H 300 mm



CF
H 235 mm



C
H 267 mm



S
H 235 mm

PIPES T
Track



H 164 mm



TC
H 140 mm



T
H 235 mm

	Ø 45 DECO	Ø 100 DECO	Ø 100 PRO
Beam angle	20°, 30°, 55°	30°, 40°, 60°	15°, 30°, 36°, 56°
Zoom lens	-	21° - 47°	-
Luminaire luminous flux	up to 1200 lm	up to 3600 lm	up to 3400 lm
LED colour	927, 930, 935, 940	830, 840, 927, 930, 935, 940	830, 840, 927, 935, 930, 940
Dynamic light	Dim to warm (D2W)**	Tunable white 2700 - 6500K (TW)	Tunable white 2700 - 6500K (TW)
Special LED colour	-	Alaska, Clear white, Fresh rose, Warm crispy, Warm vivid, Plant white	Alaska, Clear white, Fresh rose, Warm crispy, Warm vivid, Plant white
Driver	Casambi, DALI-2, FO	Casambi, DALI-2, FO	Casambi, DALI-2, FO

*Pipes S is available also with track adapter. **Dim to warm is possible on 55° beam angle. Honeycomb available for versions 100 DECO, or as accessory on 100 PRO.


Standard: WH BK



Light source: High-power COB LED, CRI>80/90, MacAdam≤2, 50.000h L90 B10 at 35°C. **Optic:** Highly efficient with uniform distribution, metalized polycarbonate with lacquer finish / Highly efficient PMMA optical lenses / Acrylic high efficiency lens with adjustable beam angle. **Body:** Aluminium, powder coated. **Control gear:** Integrated highly-efficient driver with fixed output (FO) or dimmable (DALI-2, TD, Casambi). TD version is supplied with Touch-dim push button. / For RIO/RVO, SRI versions constant current driver must be ordered separately. **Power supply:** 230V 50Hz / 350 - 900mA.

Sorgente: High-power COB LED, CRI>80/90, MacAdam≤2, 50.000h L90 B10 a 35°C. **Ottica:** Ottica ad alta efficienza con distribuzione uniforme, polycarbonato metallizzato tramite laccatura / Lenti in PMMA ad alta efficienza / Lenti acriliche ad alta efficienza con fascio regolabile. **Corpo:** Alluminio, verniciatura a polvere. **Alimentatore:** Alimentatore integrato on/off ad alta efficienza (FO) o dimmerabile (DALI-2, TD, Casambi). Versione TD fornito con pulsante Touch-dim. / Per le versioni RIO/RVO, SRI l'alimentatore a corrente costante deve essere ordinato separatamente. **Alimentazione:** 230V 50Hz / 350 - 900mA.

Source de luminaire: Module COB LED haute puissance, IRC> 80/90, MacAdam ≤ 2, 50.000h, L90 B10. **Optique:** Haute efficacité avec distribution uniforme, polycarbonate métallisé avec finition laquée / Lentilles optiques en PMMA haute efficacité / Lentille acrylique à haute efficacité avec angle de faisceau réglable. **Corps:** Revêtement aluminium à poudre. **Alimentation:** Driver intégré haute efficacité avec sortie fixe (FO) ou gradable (DALI-2, TD, Casambi) La version TD est fournie avec le bouton-poussoir Touch-dim. / Pour les versions RIO/RVO, SRI le ballast à courant constant doit être commandé séparément. **Alimentation:** 230V 50Hz / 350 - 900mA.



Hunter

Call to action

Light can activate sales

Modern retail shops cannot afford to be uniform. To provoke the desired response of buyers, sections with high sales potential have to be enhanced in the right way.

Hunter spot is designed to make your products stand out and help you create a desirable overall brand experience.

La luce che stimola le vendite

I negozi moderni non possono permettersi di essere banali. Per stimolare il desiderio dei clienti, le zone con le più alte potenzialità di vendita devono essere messe in risalto correttamente.

Hunter spot è progettato per mettere in luce i tuoi prodotti e per creare una maggiore attrazione verso il brand.

La lumière peut stimuler les ventes

Les magasins de détail modernes ne peuvent pas se permettre d'être uniformes. Pour provoquer la réaction souhaitée des clients, les segments à fort potentiel de vente doivent être correctement mis en valeur.

Hunter spot est conçu pour faire ressortir vos produits et vous aider à créer une expérience de marque globale et séduisante.





MAIN FEATURES



Maximum adjustability

Thanks to its flexibility, Hunter can be oriented in the desired direction and adjusted the way you want. It is perfect for retail, big open spaces or galleries.

Vivid COB



Warm Crispy



Warm Vivid



Plant White



Fresh Rose



Alaska



Clear White

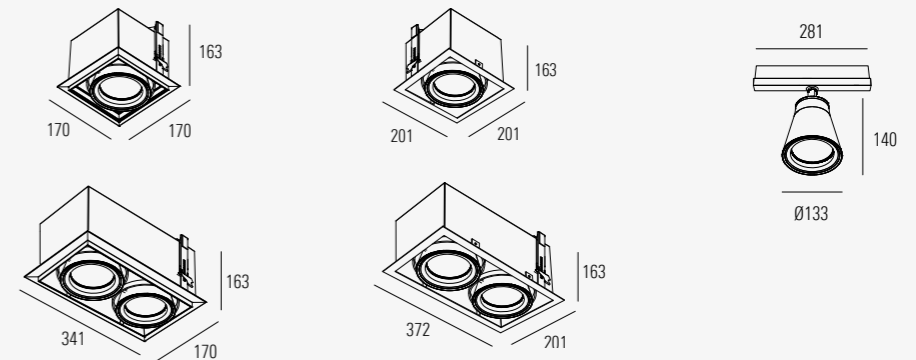
Hunter

Technical Overview



	RI Recessed trim-less	RV Recessed visible trim	T Track
Beam angle	15°, 24°, 54°	15°, 24°, 54°	15°, 24°, 54°
Orientation	±30° / 360°	±30° / 360°	60° / 355°
Luminaire luminous flux	Up to 5000 lm	Up to 5000 lm	Up to 3600 lm
LED colour	830, 840, 930, 940	830, 840, 930, 940	830, 840, 930, 940
Dynamic light	Tunable white 2700 - 6500K	Tunable white 2700 - 6500K	Tunable white 2700 - 6500K
Special LED colour	Alaska, Clear white, Fresh rose, Plant white, Warm crispy, Warm vivid	Alaska, Clear white, Fresh rose, Plant white, Warm crispy, Warm vivid	Alaska, Clear white, Fresh rose, Plant white, Warm crispy, Warm vivid
Driver	Casambi, DALI-2, FO	Casambi, DALI-2, FO	Casambi, DALI-2, FO
Driver position	Remote	Remote	Track adapter
Colour	WH BK	WH BK	WH BK

Dimensions



* Hunter S is available also with track adapter.



Light source: High-power COB LED, CRI>80/90, MacAdam≤2, 50.000h L90 B10 at 35°C. **Optic:** Highly efficient with uniform distribution, metalized polycarbonate with lacquer finish. **Body:** Aluminium, powder coated. / Steel-sheet housing with aluminium frame for RI/RV. **Control gear:** Integrated highly-efficient driver with fixed output (FO) or dimmable (DALI-2, Casambi). / For RI/RV versions constant current driver must be ordered separately. **Power supply:** 230V 50Hz / 500 - 1050mA.

Sorgente: High-power COB LED, CRI>80/90, MacAdam≤2, 50.000h L90 B10 a 35°C. **Ottica:** Ottica ad alta efficienza con distribuzione uniforme, polycarbonato metallizzato tramite laccatura. **Corpo:** Alluminio, verniciatura a polvere. / Cassa in lamiera di acciaio con cornice in alluminio per RI/RV. **Alimentatore:** Alimentatore integrato on/off ad alta efficienza (FO) o dimmerabile (DALI-2). / Per le versioni RI/RV l'alimentatore a corrente costante deve essere ordinato separatamente. **Alimentazione:** 230V 50Hz / 500 - 1050mA.

Source de luminaire: Module COB LED haute puissance, IRC>80/90, MacAdam ≤2, 50.000h, L90 B10. **Optique:** Haute efficacité avec une distribution uniforme, polycarbonate métallisé avec finition laquée. **Corps:** Revêtement aluminium à poudre. / Boîtier en tôle d'acier avec cadre en aluminium pour RI/RV. **Alimentation:** Driver intégré haute efficacité avec sortie fixe (FO) ou gradable (DALI-2) / Pour les versions RI/RV, le ballast à courant constant doit être commandé séparément. **Alimentation:** 230V 50Hz / 500 - 1050mA.



Nitor

Simply efficient

Taking efficiency way beyond energy saving

The classic downlight has been fundamentally improved and overhauled. With uncompromising performance, maximum efficiency and with a wide variety of applications it has become an indispensable part of (almost) every project.

It's also a relamping opportunity, where energy consumption can be decreased by up to 70% and a fast payback time can be reached. Moreover, with the same diameter, the luminaire replacement is quick and clean, with no need for additional ceiling work.

Quando l'efficienza va ben oltre il semplice risparmio energetico

Il classico incasso è stato fondamentalmente rinnovato e migliorato. Prestazioni elevate, efficienza ai massimi livelli ed ampia gamma di applicazioni fanno di Nitor un elemento imprescindibile (o quasi) per ogni progetto.

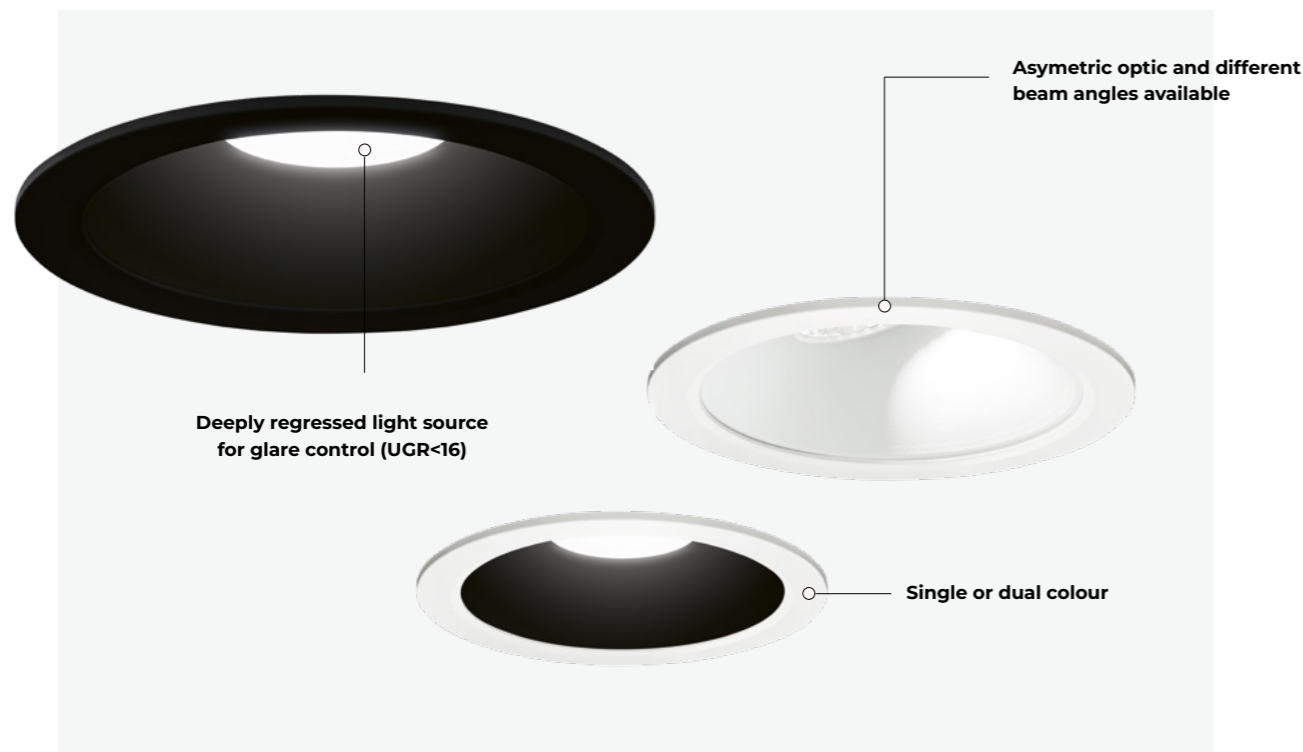
Si presta anche alle situazioni di "relamping" dove il consumo di energia può essere abbattuto fino al 70%, ottenendo un rapido rientro dell'investimento. Il diametro del prodotto è rimasto invariato permettendo così una sostituzione veloce e pulita con gli apparecchi esistenti. Il controsoffitto sarà esente da qualsiasi tipo di intervento.

Pour pousser l'efficacité bien au-delà des économies d'énergie

Le downlight classique a été radicalement amélioré et remanié. Avec des performances sans compromis, une efficacité maximale et une grande variété d'applications, c'est devenu un composant indispensable de (presque) tous les projets.

Il représente également une excellente occasion de relamping, en permettant jusqu'à 70 % de réduction de la consommation d'énergie et en offrant un retour sur investissement très rapide. En plus, avec le même diamètre, le remplacement du luminaire est propre et rapide, sans faire de travaux supplémentaires sur le plafond.





MAIN FEATURES

PRO range, UGR<16

The light source is deeply integrated for glare control. The product is efficient at various heights, available with different lumen packages and beam angles.



Flat version in a compact size

Available with satin opal diffuser (SOP) for soft general illumination or with soft-light prismatic optics (DPR) for controlled luminance. It's perfect if you have limited mounting height.

Nitor

Technical Overview



	FLAT Soft diffused light	PRO / PRO AS Low glare spot / Asymetric spot	HE High efficiency optic
Beam angle / Optics	DPR, SOP	15°, 30°, 56° (PRO), AS	Wide
Luminaire luminous flux	Up to 2400 lm	Up to 4900 lm	Up to 4800 lm
LED colour	830, 840, 930, 940	830, 840, 930, 940	830, 840, 930, 940
Dynamic colour	Tunable white 2700 - 6500K	Tunable white 2700 - 6500K (PRO)	Tunable white 2700 - 6500K
Glare control	-	UGR<16 (PRO)	-
Driver	Casambi, DALI-2, FO	Casambi, DALI-2, FO	Casambi, DALI-2, FO
Driver position	Remote	Remote	Remote
IP protection	IP44, IP54*	IP20	IP20 / IP44**
Colour / Inner colour	WH BK	WH BK	WH BK

The data refer to one spot. Multiply the number with the number of spots. *IP54 available with SOP only. **IP value from the exposed side.



Light source: High-flux PCB LED modules, mid-power SMD LED, CRI>80/90, MacAdam≤2, 50.000h L90 B10 at 35°C. / High-power COB LED, CRI>80/90, MacAdam≤2, 50.000h L90 B10 at 35°C. **Optic:** Satin opal polycarbonate diffuser (SOP) / Soft-light prismatic PMMA diffuser (DPR) / Highly efficient optic with uniform distribution, metalized polycarbonate, lacquer finish with funnel made from polycarbonate. **Body:** Polycarbonate body with die-cast aluminium heat sink. **Control gear:** Constant current driver - order separately. **Power supply:** 350 - 700mA / 250 - 1050mA.


Sorgente: Moduli PCB LED High-flux, SMD LED mid-power, CRI>80/90, MacAdam≤2, 50.000h L90 B10 a 35°C. / Modulo high-power COB LED, CRI>80/90, MacAdam≤2, 50.000h L90 B10 a 35°C. **Ottica:** Diffusore in polycarbonato opale satinato (SOP) / Diffusore in PMMA prismatico a luce morbida (DPR) / Ottica ad alta efficienza con distribuzione uniforme, polycarbonato metallizzato tramite laccatura, ottica secondaria realizzata in polycarbonato. **Corpo:** Corpo in polycarbonato con dissipatore in alluminio pressofuso. **Alimentatore:** Alimentatore a corrente costante - ordinare separatamente. **Alimentazione:** 350 - 700mA / 250 - 1050mA.

Source de luminaire: Modules PCB LED haut flux, moyenne puissance SMD LED, IRC>80/90, MacAdam ≤2, 50.000h, L90 B10. / Module COB LED haute puissance, IRC> 80/90, MacAdam ≤ 2, 50.000h, L90 B10. **Optique:** Diffuseur polycarbonate opal satiné (SOP) / Diffuseur PMMA prismatique à lumière douce (DPR) / Optique haute efficacité à distribution uniforme, polycarbonate métallisé, finition laquée avec cône en polycarbonate. **Corps:** Corps en polycarbonate avec dissipateur thermique en aluminium moulé sous pression. **Alimentation:** Driver à courant constant - à commander séparément. **Alimentation:** 350 - 700mA / 250 - 1050mA.



Narro


Not round at all



IVG Colbachini, Padua, Italy / Interior Design: Next Office – Padova

Narro

Technical Overview



240



240

116

FLAT

Soft diffused light

PRO

Low glare spot

Optics / Beam angle	DPR, SOP	15°, 30°, 56°
Luminaire luminous flux	Up to 2400 lm	Up to 4900 lm
LED colour	830, 840, 930, 940	830, 840, 930, 940
Dynamic colour	Tunable white 2700 - 6500K	Tunable white 2700 - 6500K
Glare control	-	UGR <16
Driver	Casambi, DALI-2, FO	Casambi, DALI-2, FO
Driver position	Remote	Remote
IP protection	IP44*	IP20
Colour / Inner colour	<input type="radio"/> WH <input type="radio"/> BK	<input type="radio"/> WH <input type="radio"/> BK

*IP value from the exposed side.



≥ 90 %



GR0

GR1

CASAMBI



Light source: High-flux PCB LED modules, mid-power SMD LED, CRI>80/90, MacAdam≤2, 50.000h L90 B10 at 35°C. / High-power COB LED, CRI>80/90, MacAdam≤2, 50.000h L90 B10 at 35°C. **Optic:** Satin opal polycarbonate diffuser (SOP) / Soft-light prismatic PMMA diffuser (DPR) / Highly efficient optic with uniform distribution, metalized polycarbonate, lacquer finish with funnel made from polycarbonate.

Body: Polycarbonate body with die-cast aluminium heat sink. **Control gear:** Constant current driver - order separately. **Power supply:** 350 - 700mA / 250 - 1050mA.

Sorgente: Moduli PCB LED High-flux, SMD LED mid-power, CRI>80/90, MacAdam≤2, 50.000h L90 B10 a 35°C. / Modulo high-power COB LED, CRI>80/90, MacAdam≤2, 50.000h L90 B10 a 35°C.

Ottica: Diffusore in policarbonato opale satinato (SOP) / Diffusore in PMMA prismatico a luce morbida (DPR) / Ottica ad alta efficienza con distribuzione uniforme, policarbonato metallizzato tramite laccatura, riflettore in policarbonato. **Corpo:** Corpo in polycarbonato con dissipatore in alluminio pressofuso. **Alimentatore:** Alimentatore a corrente costante - ordinare separatamente. **Alimentazione:** 350 - 700mA / 250 - 1050mA.

Source de luminaire: Modules PCB LED haut flux, moyenne puissance SMD LED, IRC>80/90, MacAdam ≤2, 50.000h, L90 B10. / Module COB LED haute puissance, IRC> 80/90, MacAdam ≤ 2, 50.000h, L90 B10. **Optique:** Diffuseur polycarbonate opal satiné (SOP) / Diffuseur PMMA prismatico à lumière douce (DPR) / Optique haute efficacité à distribution uniforme, polycarbonate métallisé, finition laquée avec cône en polycarbonate. **Corps:** Corps en polycarbonate avec dissipateur thermique en aluminium moulé sous pression. **Alimentation:** Driver à courant constant - à commander séparément. **Alimentation:** 350 - 700mA / 250 - 1050mA.



Nucleo


It's a one-piece thing



Nucleo

Technical Overview

FAMILY MEMBER



200

252

TECH. SPECS

LED COLOUR

830, 840, 930, 940

DRIVER

Casambi, DALI-2, FO

LUMINAIRE LUMINOUS FLUX

Up to 4200 lm


OPTIC

30°, Diffused

EMERGENCY KIT

EM 1h / 3h

COLOURS



WH

BK



≥ 90 %

GR1

CASAMBI



WARRANTY



Light source: High-power COB LED, CRI>80/90, MacAdam≤2, 50.000h L90 B10 at 35°C. **Optic:** Highly efficient with uniform distribution, metalized polycarbonate with lacquer finish. Satined prismatic lens dome for uniform light distribution. **Body:** Aluminium, powder coated. **Control gear:** Integrated highly-efficient driver with fixed output (FO) or dimmable (DALI-2, TD, Casambi). **Emergency:** Emergency kit version with autonomy 1h or 3h. **Power supply:** 230V 50Hz.

Sorgente: High-power COB LED, CRI>80/90, MacAdam≤2, 50.000h L90 B10 a 35°C. **Ottica:** Ottica ad alta efficienza con distribuzione uniforme, policarbonato metallizzato tramite laccatura. Lente prismatica satinata a cupola per una distribuzione uniforme della luce **Corpo:** Alluminio, verniciatura a polvere. **Alimentatore:** Alimentatore ad alta efficienza on/off (FO) o dimmerabile (DALI-2, TD, Casambi) integrato. **Emergenza:** Versione con kit di emergenza, autonomia 1h o 3h. **Alimentazione:** 230V 50Hz.

Source de luminaire: Module COB LED haute puissance, IRC> 80/90, MacAdam ≤ 2, 50.000h, L90 B10. **Optique:** Haute efficacité avec distribution uniforme, polycarbonate métallisé avec finition laquée. Lentilles prismatique satiné pour une répartition uniforme de la lumière **Corps:** Revêtement aluminium à poudre. **Alimentation:** Driver intégré haute efficacité avec sortie fixe (FO) ou gradable (DALI-2, TD) **Bloc de securite:** Version kit d'urgence avec autonomie 1h ou 3h. **Alimentation:** 230V 50Hz.



Nola

Lona's little sister

Soft light doesn't need to come in a big size product

Challenge its small size and put it in lighting compositions that follow the architecture, use it to give people guidance or draw attention to what needs to be seen.

And if it's not enough exciting already, creating a unique lighting system using Nola can be even more fun if you pair it with its bigger sister Lona and get an elegant detail that highlights the important part of the architecture, or combine it with linear luminaires to create a discrete guidance through space. It's a luminaire that can easily catch the rhythm of your architecture, enriching it with excitement, and making every heart skip a beat.

La luce soffusa non ha bisogno di grandi dimensioni

Sfida le sue piccole dimensioni e inseriscilo in composizioni luminose che seguono l'architettura, usale per guidare le persone o attirare l'attenzione su ciò che deve essere visto.

E se non è già abbastanza emozionante, creare un sistema di illuminazione esclusivo con Nola, può essere ancora più divertente abbinarlo alla sorella maggiore Lona, si otterrà un dettaglio elegante che evidenzia la parte importante dell'architettura. Oppure abbinarlo ad apparecchi lineari per creare una guida discreta attraverso lo spazio. Questo apparecchio può facilmente catturare il ritmo della tua architettura ed arricchirlo con l'emozione, facendo battere il cuore.

Pas besoin forcément d'un produit de grande taille pour obtenir une lumière douce

Mettez au défi sa petite taille et mettez-le dans des compositions d'éclairage en harmonie avec l'architecture, utilisez-le pour guider les visiteurs ou attirer l'attention sur ce qui doit être vu.


Et si cela n'est pas déjà assez excitant, créer un système d'éclairage unique avec Nola peut être encore plus amusant si vous l'associez avec sa grande sœur Lona pour obtenir un détail élégant qui met en valeur la partie importante de l'architecture, ou si vous le combinez avec des luminaires linéaires pour créer un guidage discret dans l'espace. C'est un luminaire qui peut facilement s'adapter au rythme de votre architecture, l'enrichir d'excitation et faire battre les cœurs plus fort.





Hotel Maestoso, Lipica, Slovenia / Architecture: Enota / Photography: Miran Kambič

MAIN FEATURES



Available in different colours

Nola

Technical Overview



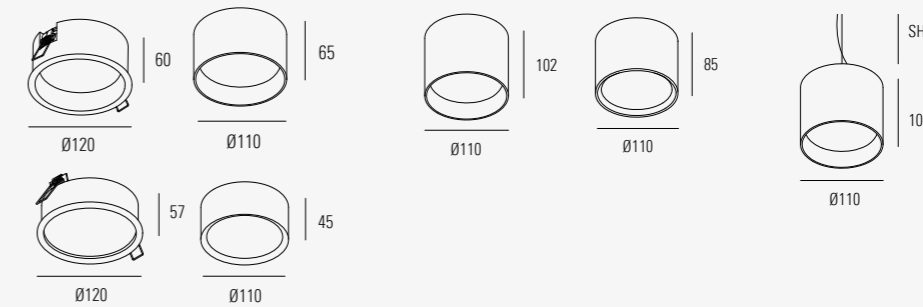
REGRESSED



FLAT



	RV / C Recessed visible trim / Ceiling	C Ceiling with integrated driver	S Suspended
Optics	DPR, SOP	DPR, SOP	DPR, SOP
Luminaire luminous flux	Up to 1600 lm	Up to 1300 lm	Up to 1500 lm
LED colour	830, 840, 927, 930, 935, 940	830, 840, 927, 930, 935, 940	830, 840, 927, 930, 935, 940
Dynamic colour	Tunable white 2700 - 6500K	-	Tunable white 2700 - 6500K
Driver	Casambi, DALI-2, FO	Casambi, DALI-2, FO	Casambi, DALI-2, FO
Driver position	Remote	Integrated	Remote, Ceiling cup
IP protection	IP43	IP43	IP40
Dimensions			SH (mm): 1500, 3000, 5000



*IP value from the exposed side.
RV Flat version is available in white or black, while other versions offer a dual colour selection.


Inner colour: WHM BKM Standard: WHM BKM CGM Special colours: [Color swatches]



Light source: High-flux PCB LED modules, mid-power SMD LED, CRI>80/90, MacAdams≤2, up to 100.000 h L90. **Optic:** Satin opal polycarbonate diffuser (SOP), Soft-light prismatic PMMA diffuser (DPR). **Body:** Aluminium, powder coated. **Ceiling cup:** Ceiling cup with or without driver must be ordered separately. **Control gear:** Integrated highly-efficient driver with fixed output (FO) or dimmable (DALI-2, Casambi). Some versions require externally mounted driver - order separately. **Power supply:** 230V 50Hz / 250 - 500mA.

Sorgente: Moduli PCB LED High-flux, SMD LED mid-power, CRI>80/90, MacAdams≤2, fino a 100.000 h L90. **Ottica:** Diffusore in polycarbonato opale satinato (SOP), Diffusore in PMMA prismatico a luce morbida (DPR). **Corpo:** Alluminio, verniciatura a polvere. **Rosone:** Rosone con o senza alimentatore da ordinare separatamente. **Alimentatore:** Alimentatore integrato on/off ad alta efficienza (FO) o dimmerabile (DALI-2, Casambi). Alcune versioni richiedono il montaggio del driver esterno - ordinare separatamente. **Alimentazione:** 230V 50Hz / 250 - 500mA.

Source de luminaire: Modules PCB LED haut flux, moyenne puissance SMD LED, IRC>80/90, MacAdam ≤2, jusqu'à 100.000 h L90. **Optique:** Diffuseur polycarbonate opale satiné (SOP), Diffuseur PMMA prismatico à lumière douce (DPR). **Corps:** Revêtement aluminium à poudre. **La patère:** Patère avec ou sans driver doit être commandé séparément. **Alimentation:** Driver intégré haute efficacité avec sortie fixe (FO) ou gradable (DALI-2, Casambi) Certaines versions nécessitent un ballast monté en externe - à commander séparément. **Alimentation:** 230V 50Hz / 250 - 500mA.



Lona

Fits everywhere

Round will never go out of style

Lona is a simple product, yet it can shape originality by creative use in space. As it comes in different sizes and mounting possibilities, there are so many ways to combine different luminaires.

Its ability to blend in or stand out makes it easy to match any interior. Especially in unlimited spaces, Lona will add a focal point without losing the feeling of spaciousness.

Le curve che non passano mai di moda

Lona è un prodotto semplice in grado di offrire molta originalità ai tuoi progetti. Grazie alle differenti dimensioni e tipi di installazione, Lona permetterà infinite applicazioni.

La capacità di integrarsi e risaltare allo stesso tempo, permettono un facile abbinamento con qualsiasi tipo di arredamento. Negli ambienti grandi, Lona sarà protagonista senza far perdere la percezione dello spazio.

Le rond ne passera jamais de mode

Lona est un produit simple, qui peut cependant instiller de l'originalité à un espace s'il est utilisé de façon créative. Avec leurs différentes tailles et possibilités de montage, les luminaires peuvent être combinés de mille et une manières.

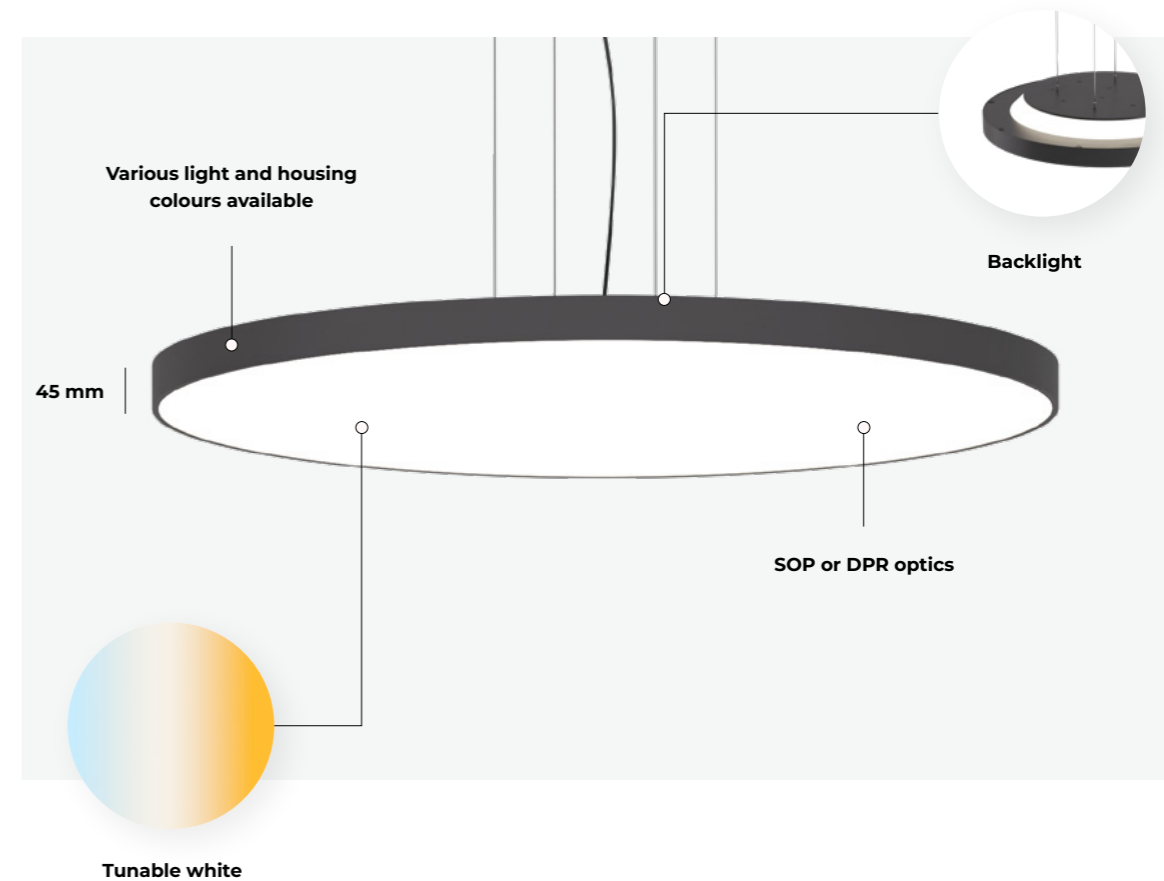
Grâce à son excellente capacité à s'intégrer et à se distinguer, Lona est un luminaire qui correspond facilement avec n'importe quel intérieur. Particulièrement dans les espaces illimités, Lona ajoutera un point de focalisation, sans faire perdre l'impression de grandeur.





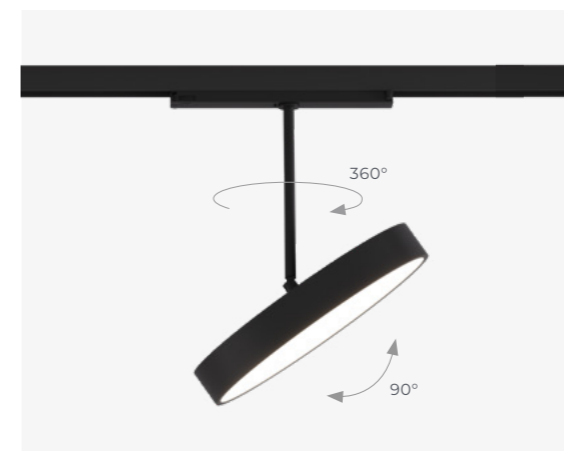


MAIN FEATURES



With or without backlight

The backlight gives an added value to a standard ceiling lamp. The illuminated ceiling brings a new dimension to the space and creates a pleasant feeling.



Flexibility on track

Lona can be combined with a 230V 3-phase track (300, 400 mm) or with other insets for the Lynar 48V track system (300 mm only). The gimbal bracket allows freedom of orientation on all axes, directing the light in the desired direction.


Different sizes, same height

It gets easy to mix and match Lonas together. With its timeless shape, the positioning in the room is entirely flexible. The new Lona is thinner and much more elegant.



Easy to install

With a locking mechanism, the installation of Lona is fast and straightforward. The electrical connection is possible without opening the luminaire. Wall (W) installation of ceiling versions 300, 400 is possible.



Lona

Technical Overview



LONA RV

Recessed visible trim



Ø 310 mm, h 100 mm



Ø 408 mm, h 100 mm



Ø 638 mm, h 120 mm



Ø 950 mm, h 120 mm

LONA C/S, C 65, CDI, SDI

Ceiling / Suspended, Ceiling with height 65 / Ceiling direct / indirect, suspended direct / indirect



h 45/83 mm



h 65 mm



h 45/83 mm



h 65 mm



h 45/83 mm



h 45/83 mm

LONA S

Suspended



h 45 mm



h 45 mm

LONA T*

Track



h 45 mm



h 45 mm

Ø 300

Ø 400


Ø 600

Ø 900

	Ø 300	Ø 400	Ø 600	Ø 900
Optics	SOP, DPR	SOP, DPR	SOP, DPR	SOP, DPR
Luminaire luminous flux (direct)	Up to 2300 lm	Up to 3500 lm	Up to 5200 lm	Up to 10600 lm
Luminaire luminous flux (indirect)	580 lm	820 lm	1250 lm	1250 lm
Light distribution	Direct, Direct / Indirect	Direct, Direct / Indirect	Direct, Direct / Indirect	Direct, Direct / Indirect
LED colour	830, 840, 927, 930, 935, 940	830, 840, 927, 930, 935, 940	830, 840, 927, 930, 935, 940	830, 840, 927, 930, 935, 940
Dynamic colour	Tunable white 2700 - 6500K**	Tunable white 2700 - 6500K	Tunable white 2700 - 6500K	Tunable white 2700 - 6500K**
Driver	Casambi, DALI-2, FO	Casambi, DALI-2, FO	Casambi, DALI-2, FO	Casambi, DALI-2, FO
Emergency kit	EM 1h, EM 3h (C)	EM 1h, EM 3h	EM 1h, EM 3h	EM 1h, EM 3h
IP protection	IP43 / IP40 (S, SDI, W)	IP43 / IP40 (S, SDI, W)	IP43 / IP40 (S, SDI)	IP43 / IP40 (S, SDI)

Suspended version are suspended on 4 suspensions or Y suspension for sizes 300 - 600 mm. / RV version available in white and black. / Wall (W) installation of ceiling versions 300, 400 is possible. / *Available also as Lynar inset. /

**TW not available for C/S, CDI/SDI version.



Light source: High-flux PCB LED modules, mid-power SMD LED, CRI>80/90, MacAdam≤2, up to 100.000 h L90. **Optic:** Satin opal PMMA diffuser (SOP) / Soft-light prismatic PMMA diffuser (DPR). **Body:** Aluminium, powder or PVD coated. / Steel-sheet, powder coated. **Ceiling cup:** For suspended versions, the ceiling cup and suspension set must be ordered separately. Find out more on the technical pages or online product Configurator. **Control gear:** Integrated highly-efficient driver with fixed output (FO) or dimmable (DALI-2, TD, Casambi). Optional separate switching for direct / indirect versions. Option of on/off microwave sensor. **Emergency:** Emergency kit version with autonomy 1h or 3h. **Power supply:** 230V 50Hz.

Sorgente: Moduli PCB LED High-flux, SMD LED mid-power, CRI>80/90, MacAdam≤2, fino a 100.000 h L90. **Ottica:** Diffusore in PMMA opale satinato (SOP) / Diffusore in PMMA prismatico a luce morbida (DPR). **Corpo:** Alluminio, verniciato a polvere o PVD. / Lamiera d'acciaio, verniciatura a polvere. **Rosone:** Per le versioni a sospensione, il rosone e il kit di sospensione devono essere ordinati separatamente. Maggiori informazioni nelle pagine relative alle caratteristiche tecniche o sul configuratore del prodotto on line. **Alimentatore:** Alimentatore ad alta efficienza on/off (FO) o dimmerabile (DALI-2, TD, Casambi) integrato. Accensione separata opzionale per la versione luce diretta / indiretta. Sensore a micro-onde per driver FO a richiesta. **Emergenza:** Versione con kit di emergenza, autonomia 1h o 3h. **Alimentazione:** 230V 50Hz.

Standard: WHM BKM CGM Special colours:

Source de luminaire: Modules PCB LED haut flux, moyenne puissance SMD LED, IRC>80/90, MacAdam ≤2, jusqu'à 100.000 h L90. **Optique:** Diffuseur en PMMA opal satiné (SOP) / Diffuseur PMMA prismatico à lumière douce (DPR). **Corps:** Revêtement aluminium, poudre ou PVD. / Tôle d'acier, revêtement par poudre. **Alimentation:** Driver intégré haute efficacité avec sortie fixe (FO) ou gradable (DALI-2, TD) Commutation séparée optionnelle pour les versions directes / indirectes. Capteur à micro-onde pour le driver FO (marche/arrêt). **Bloc de sécurité:** Version kit d'urgence avec autonomie 1h ou 3h. **Alimentation:** 230V 50Hz.



Etea

Advanced Basic



OŠ Vrhovci, Ljubljana, Slovenia / Architecture: ARREA arhitektura / Photography: Janez Marolt

Etea

Technical Overview



	D Direct	DI Direct / Indirect	DF Diffused
Luminaire luminous flux	Up to 1900 lm	Up to 2050 lm	Up to 1950 lm
LED colour	830, 840, 930, 940	830, 840, 930, 940	830, 840, 930, 940
Driver	DALI-2, FO, Sensor	DALI-2, FO, Sensor	DALI-2, FO, Sensor
IP protection	IP43	IP43, IP65	IP43, IP65
Colour	WH	WH BK	WH
Dimensions			



≥ 80 %

GRO



WARRANTY

CE



Light source: High-flux PCB LED modules, mid-power SMD LED, CRI>80/90, MacAdam≤2, up to 100.000 h L90. **Optic:** Opal polycarbonate diffuser (OP). **Body:** Polycarbonate. **Control gear:** Supplied with highly-efficient driver with fixed output (FO) or dimmable (DALI-2). Option of on/off microwave sensor. **Power supply:** 230V 50Hz.

Sorgente: Moduli PCB LED High-flux, SMD LED mid-power, CRI>80/90, MacAdam≤2, fino a 100.000 h L90. **Ottica:** Diffusore in policarbonato opale (OP). **Corpo:** Policarbonato. **Alimentatore:** Fornito con alimentatore LED ad alta efficienza on/off (FO) o dimmerabile (DALI-2). Sensore a micro-onde per driver FO. **Alimentazione:** 230V 50Hz.

Source de luminaire: Modules PCB LED haut flux, moyenne puissance SMD LED, IRC>80/90, MacAdam ≤2, jusqu'à 100.000 h L90. **Optique:** Diffuseur en polycarbonate opale (OP). **Corps:** Polycarbonate. **Alimentation:** Livré avec un driver très performant avec sortie fixe (FO) ou dimmable (DALI-2). Capteur à micro-onde pour le driver FO (marche/arrêt). **Alimentation:** 230V 50Hz.



Demi

Office reviver

Full flexibility of space arrangement

Demi represents a high quality lighting solution for office buildings. It provides maximum efficiency and a uniform illumination everywhere.

It's perfect for areas, where you need maximum flexibility of space arrangement or when the final layout is not yet known. The universal luminaire body can be installed in plasterboard or modular ceilings, ensuring the best match with the interior space design.

Massima flessibilità per ogni spazio

Demi rappresenta una soluzione d'illuminazione di elevata qualità, pensata per gli uffici. Garantisce la massima efficienza e uniformità in tutti gli ambienti.

È perfetta per le aree in cui è necessario garantire la massima flessibilità a fronte di uno spazio non organizzato definitivamente. La struttura universale del dispositivo può essere installata in soffitti modulari o di cartongesso, abbinandosi in maniera eccellente al design degli spazi interni.

Une flexibilité totale de l'agencement de l'espace


Demi est une solution d'éclairage de haute qualité pour les immeubles de bureaux. Il assure un éclairage uniforme d'efficacité maximale partout.

Il est parfait pour les espaces dans lesquels vous avez besoin d'un agencement avec une flexibilité maximale, ou lorsque la disposition définitive n'est pas encore connue. Le corps universel du luminaire peut être installé dans le Placoplâtre ou les faux plafonds, assurant ainsi une intégration parfaite dans le design de l'espace intérieur.






DYNAMIC OFFICE LIGHTING



Activating and motivating

Office lighting can be adjusted in a way to activate and stimulate workers or help keep them focused when there is need for concentrated work.



High visual comfort in your office

Demi offers optimized optics, glare control and excellent light quality. The optic provides soft light that allows glare-free use of any kind of displays. Satin opal (SOP) is for general illumination and soft-light prismatic optics (DPR) is for controlled luminance.

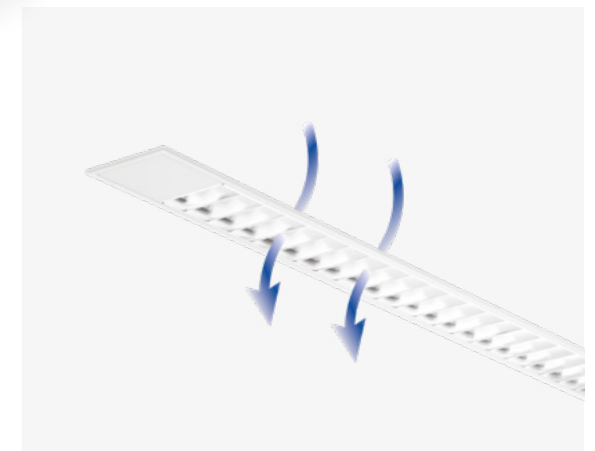
Relaxing lighting scenario

Light can also ease stressful situations enabling workers to perform better. People's well-being can be additionally enhanced by matching the colour temperature and quantity of artificial light with daylight.



Designed for bandraster and climate ceilings

Demi R AIR is designed for bandraster rail profile ceilings, with air caps allowing air to flow between the housing and reflector.




Demi



Technical Overview



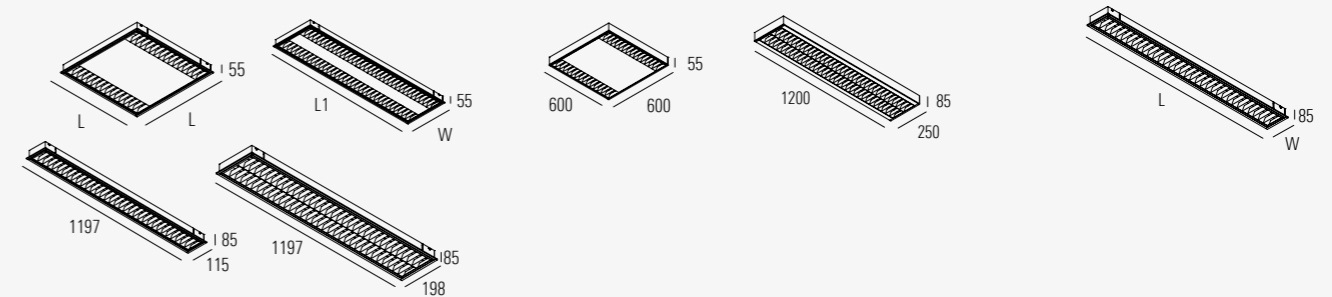
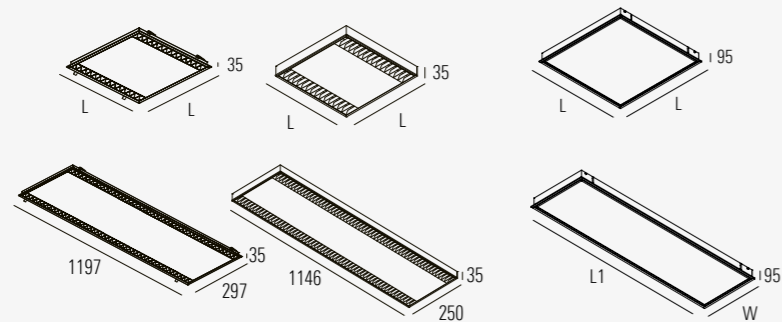
RV



C, SDI



	LGO Low glare optic	SOP / DPR Satin opal diffuser / Soft-light prismatic diffuser	RV ALUMINIUM LOUVRE Satin silver coated aluminium louvre	C ALUMINIUM LOUVRE Satin silver coated aluminium louvre	HMP AIR Satin silver coated aluminium louvre with air slots
Optics	LGO	SOP, DPR	HMP	HMP	HMP
Glare control	UGR<16 (LGO B60 597x597) UGR<19 (other versions 597x597)	UGR<16 (DPR 2000 lm 597x597) UGR<19 (DPR 3600 lm 597x597)	UGR<16 (HMP 2050 lm 597x597) UGR<19 (HMP 3400 lm 597x597)	UGR<16 (HMP 2050 lm 597x597) UGR<19 (HMP 3400 lm 597x597)	UGR<16 (HMP AIR 2550 lm 150x1699) UGR<19 (HMP AIR 4200 lm 150x1699)
Luminance (at 65°)	L<200 cd/m2 (LGO B60 2200 lm)	L < 1000 cd/m2 * / 2000 cd/m2 **	L < 200 cd/m2	L < 200 cd/m2	L < 200 cd/m2
Luminaire luminous flux	Up to 4430 lm	Up to 5900 lm	Up to 6200 lm	Up to 6200 lm	Up to 4000 lm
LED colour	930, 940	830, 840, 930, 940	830, 840, 930, 940	830, 840, 930, 940	830, 840, 930, 940
Dynamic colour	Tunable white 2700 - 6500K (CRI>90)	Tunable white 2700 - 6500K (CRI>90)	Tunable white 2700 - 6500K (CRI>90)	Tunable white 2700 - 6500K (CRI>90)	Tunable white 2700 - 6500K (CRI>90)
Driver	DALI-2, FO	Casambi, DALI-2, FO	Casambi, DALI-2, FO	Casambi, DALI-2, FO	Casambi, DALI-2, FO
Emergency kit	EM 1h, EM 3h	EM 1h, EM 3h	EM 1h, EM 3h	EM 1h, EM 3h	EM 1h, EM 3h
IP protection	IP20	IP43, IP44, IP55	IP20	IP20	IP20
Dimensions	L (mm): 297, 597 (RV), 306, 586 (C)	L (mm): 597, 622 WxL1 (mm): 197/297x1197, 297x1497, 309x1247	L (mm): 597, 622 WxL1 (mm): 115/198/297x1197, 309x1247, 100/150x1699, 100/150x1720		WxL (mm): 100x1699 /1720, 150x1699/1720



* DPR 2000 lm 597x597 ** DPR 3600 lm 597x597



Light source: High-flux PCB LED modules, mid-power SMD LED, CRI>80/90, MacAdam≤2, up to 100.000 h L90. **Optic:** Satin opal PMMA diffuser (SOP), Low glare linear grid optic (LGO), Soft-light prismatic PMMA diffuser (DPR), Satin silver-coated aluminium double parabolic louvre (HMP). **Body:** Steel-sheet, powder coated. **Ceiling cup:** For suspended versions, the ceiling cup and suspension set must be ordered separately. Find out more on the technical pages or online product configurator. **Control gear:** Integrated highly-efficient driver with fixed output (FO) or dimmable (DALI-2, TD, Casambi). **Emergency:** Emergency kit version with autonomy 1h or 3h. **Power supply:** 230V 50Hz.

Sorgente: Moduli PCB LED High-flux, SMD LED mid-power, CRI>80/90, MacAdam≤2, fino a 100.000 h L90. **Ottica:** Diffusore in PMMA opale satinato (SOP), Ottica con griglia lineare a basso abbagliamento (LGO), Diffusore in PMMA prismatico a luce morbida (DPR), Ottica a doppia parabola verniciata argento satinato (HMP). **Corpo:** Lamiera d'acciaio, verniciatura a polvere. **Rosone:** Per le versioni a sospensione, il rosone e il kit di sospensione devono essere ordinati separatamente. Maggiori informazioni nelle pagine relative alle caratteristiche tecniche o sul configuratore del prodotto on line. **Alimentatore:** Alimentatore ad alta efficienza on/off (FO) o dimmerabile (DALI-2, TD, Casambi) integrato. **Emergenza:** Versione con kit di emergenza, autonomia 1h o 3h. **Alimentazione:** 230V 50Hz.

Source de luminaire: Modules PCB LED haut flux, moyenne puissance SMD LED, IRC>80/90, MacAdam ≤2, jusqu'à 100.000 h L90. **Optique:** Diffuseur en PMMA opal satiné (SOP), Optique à grille linéaire à faible éblouissement (LGO), Diffuseur PMMA prismatique à lumière douce (DPR), Grille double parabolique en aluminium satiné argenté (HMP). **Corps:** Tôle d'acier, revêtement par poudre. **La patère:** Pour la version suspendue, la patère et les filins de suspension doivent être commandés séparément. **Alimentation:** Driver intégré haute efficacité avec sortie fixe (FO) ou gradable (DALI-2, TD) **Bloc de securite:** Version kit d'urgence avec autonomie 1h ou 3h. **Alimentation:** 230V 50Hz.



106

Basic light box



IKEA, Dubai, UAE / Developer: GRDI / Consultant: Kelly Taylor Associates / Lighting Design: Reynard Lighting / Photography: Rebecca Hobday


106

Technical Overview



FAMILY MEMBER

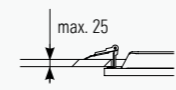
UGR <19



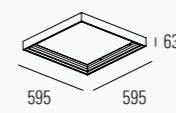
TECH. SPECS

LUMINAIRE LUMINOUS FLUX	LED COLOUR	IP PROTECTION	PRODUCT HEIGHT
Up to 4400 lm	930, 940	IP54	30 mm

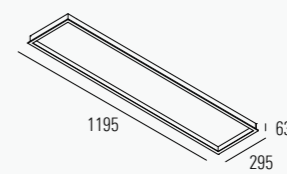
ACCESSORIES



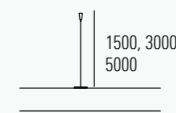
Mounting spring set for plasterboard installation



Ceiling mounting frame for surface installation



Ceiling mounting frame for surface installation



Wire suspension set S10C for pendant installation

GR0 CASAMBI



Light source: High-flux PCB LED modules, mid-power SMD LED, CRI>90, up to 100.000 h L90. **Optic:** Soft-light prismatic PMMA diffuser (DPR), UGR<19. **Body:** Steel-sheet housing, aluminium frame. **Control gear:** Driver must be ordered separately. **Power supply:** max 900mA.

Sorgente: Moduli PCB LED High-flux, SMD LED mid-power, CRI>90, fino a 100.000 h L90. **Ottica:** Diffusore in PMMA prismatico a luce morbida (DPR), UGR<19. **Corpo:** Lamiera d'acciaio, telaio in alluminio. **Alimentatore:** Alimentatore da ordinare separatamente. **Alimentazione:** max 900mA.

Source de luminaire: Modules PCB LED haut flux, moyenne puissance SMD LED, IRC>90, jusqu'à 100.000 h L90. **Optique:** Diffuseur PMMA prismatic à lumière douce (DPR), UGR<19. **Corps:** Tôle d'acier, cadre en aluminium. **Platine:** Le ballast doit être commandé séparément. **Alimentation:** max 900mA.



Alkon

Clean room choice



Hospital Novo Mesto, Novo mesto, Slovenia / Architecture: Styria Arhitektura / Photography: Žiga Lovšič

Alkon

Technical Overview

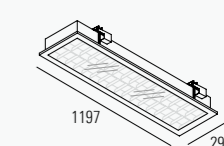
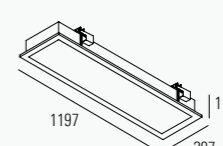
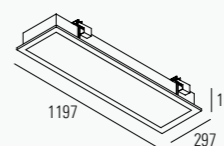
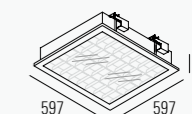
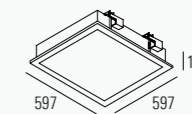
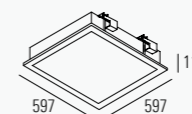


IP65

UGR <19

	DPR Soft-light prismatic optics	PR Microprismatic optics	HMP Satin silver coated aluminium louvre
Luminaire luminous flux			
300 R	Up to 5400 lm	Up to 6000 lm	Up to 6000 lm
600	Up to 5400 lm	Up to 5900 lm	Up to 6000 lm
LED colour	830, 840, 930, 940	830, 840, 930, 940	830, 840, 930, 940
Driver	Casambi, DALI-2, FO	Casambi, DALI-2, FO	Casambi, DALI-2, FO
Emergency kit	EM 1h, EM 3h	EM 1h, EM 3h	EM 1h, EM 3h
IP protection	IP65	IP65	IP65

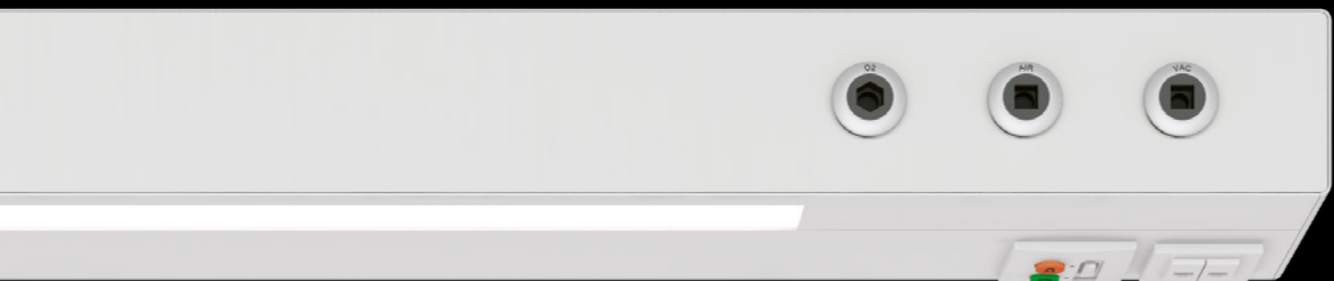
Dimensions



Light source: High-flux PCB LED modules, mid-power SMD LED, CRI>80/90, MacAdam≤2, up to 100.000 h L90. **Optic:** Double parabolic silver-coated satin aluminium louvre with transparent tempered glass protection (HMP), Soft-light prismatic tempered glass diffuser (DPR), Prismatic tempered glass (PR). **Body:** Steel-sheet, powder coated. **Control gear:** Integrated highly-efficient driver with fixed output (FO) or dimmable (DALI-2, TD, Casambi). **Emergency:** Emergency kit version with autonomy 1h or 3h. **Power supply:** 230V 50Hz.

Sorgente: Moduli PCB LED High-flux, SMD LED mid-power, CRI>80/90, MacAdam≤2, fino a 100.000 h L90. **Ottica:** Ottica frangiluce a doppia parabolicità in alluminio verniciato argento satinato con vetro di protezione trasparente temperato (HMP), Diffusore in vetro prismatico a luce morbida (DPR), Vetro temperato prismatico (PR). **Corpo:** Lamiera d'acciaio, verniciatura a polvere. **Alimentatore:** Alimentatore ad alta efficienza on/off (FO) o dimmerabile (DALI-2, TD, Casambi) integrato. **Emergenza:** Versione con kit di emergenza, autonomia 1h o 3h. **Alimentazione:** 230V 50Hz.

Source de luminaire: Modules PCB LED haut flux, moyenne puissance SMD LED, IRC>80/90, MacAdam ≤2, jusqu'à 100.000 h L90. **Optique:** Grille double parabolique en aluminium satiné avec revêtement en verre trempé transparent (HMP), Diffuseur en verre trempé prismatico à lumière douce (DPR), Verre trempé prismatico (PR). **Corps:** Tôle d'acier, revêtement par poudre. **Alimentation:** Driver intégré haute efficacité avec sortie fixe (FO) ou gradable (DALI-2, TD) **Bloc de sécurité:** Version kit d'urgence avec autonomie 1h ou 3h. **Alimentation:** 230V 50Hz.




Medis

Care 24 / 7



Children's Hospital / Visualization: Goblen studio



When the doctor visits

Medis provides a uniform, glare-free lighting environment that is required for nursing tasks and simple examinations. It offers maximum luminance of 1,000 lux in the examination mode.

Afternoon activities

Soft, pleasant and glare-free light, that could be customized. Patients should also be given a flexible light with a dimmable controller. Medis is hygienic as it is made from materials that reduce dust exposure and are easy to clean.




Individual activities

And even when the night kicks in, patients could still do their own thing without disturbing others. One could read, second one sleep, the third one browses on the phone ... A discrete light that gives your patients a freedom of setting their own routine.

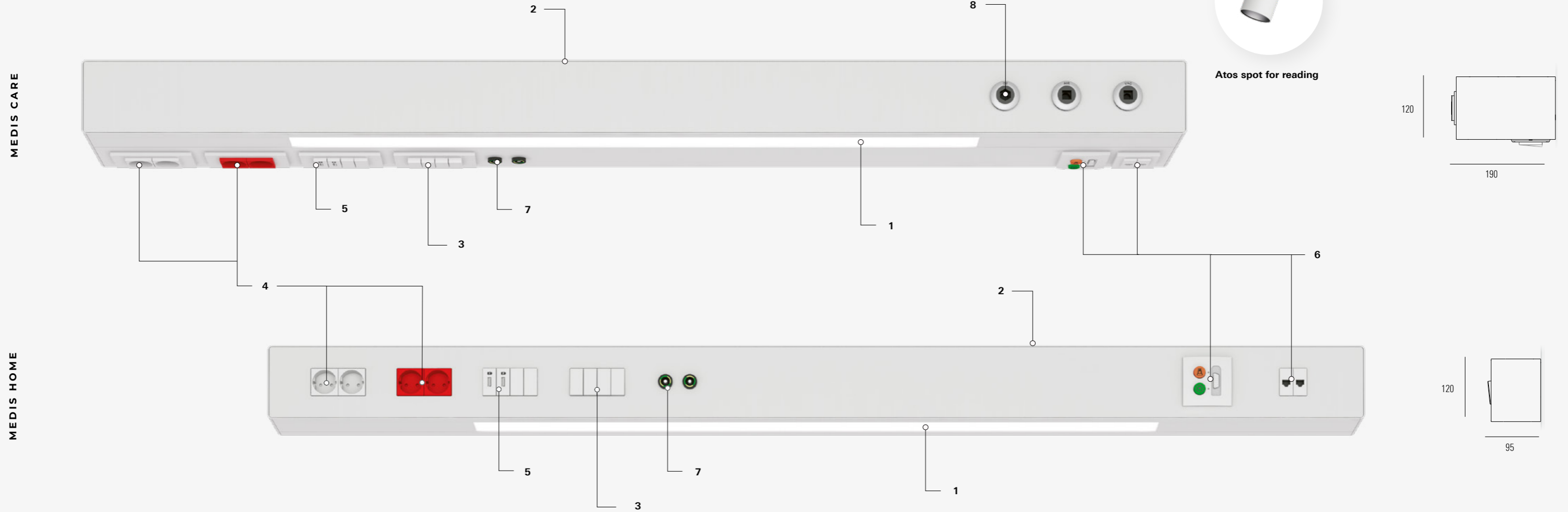
It's night time

The best light at night is no light. But in hospitals you need light for orientation.



Medis

Technical Overview



1 Direct linear module

LED colour: 830, 840, 930, 940, Tunable white (2700K - 6500K).
Light line lengths: 560 - 1120 mm.
Luminous flux: 1550 - 3900 lm.

2 Uplight linear module

LED colour: 830, 840, 930, 940, Tunable white (2700K - 6500K).
Light line lengths: 840-1400 mm.
Luminous flux: 2350 - 4900 lm.

3 Light control

Required flexible illumination scenarios can be prepared for different tasks and activities during day and night time (examination, visit, reading). They can be controlled by switches, push buttons, or in connection with a nurse call remote handset.

4 Power supply

Medical unit can be equipped with up to 6 power supply sockets. They may be used individually or for life-dependent equipment connected to an uninterrupted power supply (UPS).

5 USB charger

Single or double 230V USB charger socket can be integrated for convenient charging of electronic devices.

6 Communication / network

Integrated communication panels offer individual usage of a data network via requested UTP sockets, as well as a connection to medical devices and instruments. Furthermore, requested emergency call panel with additional handset can be integrated for nurse call and light control.

7 Equipotential bonding bolts

In accordance with standards, equipotential earth bonding bolts can be installed to ensure required protection for equipment and personal.

8 Medical gases

Each medical bed head unit can be equipped with up to three medical gas sockets. According to request, bed head unit can be customized for different medical gas socket types and supplied with or without the sockets (medical gas ready).



Light source: High-flux PCB LED modules, mid-power SMD LED, CRI>80/90, MacAdam \leq 2, up to 100.000 h L90. **Optic:** Satin opal polycarbonate diffuser (SOP), Soft-light prismatic PMMA diffuser (DPR). **Body:** Extruded aluminium profile, powder coated. **Control gear:** Integrated highly-efficient driver with fixed output (FO) or dimmable (DALI-2, TD). **Power supply:** 230V 50Hz.

Sorgente: Moduli PCB LED High-flux, SMD LED mid-power, CRI>80/90, MacAdam \leq 2, fino a 100.000 h L90. **Ottica:** Diffusore in polycarbonato opale satinato (SOP), Diffusore in PMMA prismatico a luce morbida (DPR). **Corpo:** Profilo in alluminio estruso, verniciatura a polvere. **Alimentatore:** Alimentatore integrato on/off ad alta efficienza (FO) o dimmerabile (DALI-2, TD). **Alimentazione:** 230V 50Hz.

Source de luminaire: Modules PCB LED haut flux, moyenne puissance SMD LED, IRC>80/90, MacAdam \leq 2, jusqu'à 100.000 h L90. **Optique:** Diffuseur polycarbonate opal satiné (SOP), Diffuseur PMMA prismaticque à lumière douce (DPR). **Corps:** Profil en aluminium extrudé, revêtu par poudre. **Alimentation:** Driver intégré haute efficacité avec sortie fixe (FO) ou gradable (DALI-2, TD) **Alimentation:** 230V 50Hz.



Sequal

Specialised in optics

Efficiency and quality can go a long way

Sequal is a true superstar in the field of industrial lighting. It offers uniform professional lighting and is easy to install.

It is powerful enough to be installed on different heights. Unlike other luminaires Sequal is much more efficient in focusing the light, without making compromises with its looks. It's clean, it's minimal, it's super slim.

Efficienza e qualità possono arrivare molto lontano

Sequal è una vera e propria celebrità nel settore dell'illuminazione industriale poiché non solo offre un'illuminazione uniforme e professionale, ma è anche facile da installare.

Vanta una potenza tale da potere essere installata ad altezze diverse. A differenza di altri apparecchi di illuminazione, Sequal dimostra un'efficienza superiore nel concentrare la luce senza scendere a compromesso con l'estetica: le sue linee sono pulite, essenziali ed estremamente slanciate.

Efficacité et qualité peuvent aller loin

Sequal est une véritable superstar dans le domaine de l'éclairage industriel. Il offre un éclairage professionnel uniforme et est facile à installer.

Il est suffisamment puissant pour être installé à différentes hauteurs. Contrairement à d'autres luminaires, Sequal est beaucoup plus efficace pour concentrer la lumière, sans faire de compromis sur son apparence. C'est propre, c'est minimal, c'est super mince.



Sequal

Technical Overview



IP40 LL*

IP54


IP65
2 / 4 modules

IP65
2+2 / 3+3 modules

Installation	Suspended	Ceiling / Suspended	Ceiling / Suspended	Ceiling / Suspended
Luminaire luminous flux	Up to 7200 lm/m	Up to 9450 lm/m	Up to 15200 lm/m	Up to 30400 lm/m
Optics	30°, 60°, 90°	30°, 60°, 90°	30°, 60°, 90°	30°, 60°, 90°
LED colour	830, 840	830, 840	830, 840	830, 840
Driver	DALI-2, FO	DALI-2, FO	DALI-2, FO	DALI-2, FO
Emergency kit	EM spot 1h/3h with corridor/symmetric optic	-	-	-
IP protection	IP40	IP54	IP65	IP65
IK protection	IK05	IK05	IK07, Ballproof	IK07, Ballproof
Ambient temperature	from -25° to +45°	from -25° to +45°	from -25° to +45°	from -25° to +45°
Colour	WH BK	WH BK	WH BK	WH BK

Dimensions	L (mm): 2000, 3000	L (mm): 1215 - 3009		
	LL 2 LL 3 LL 4 LL 5*			
	*available only for 3000 mm			

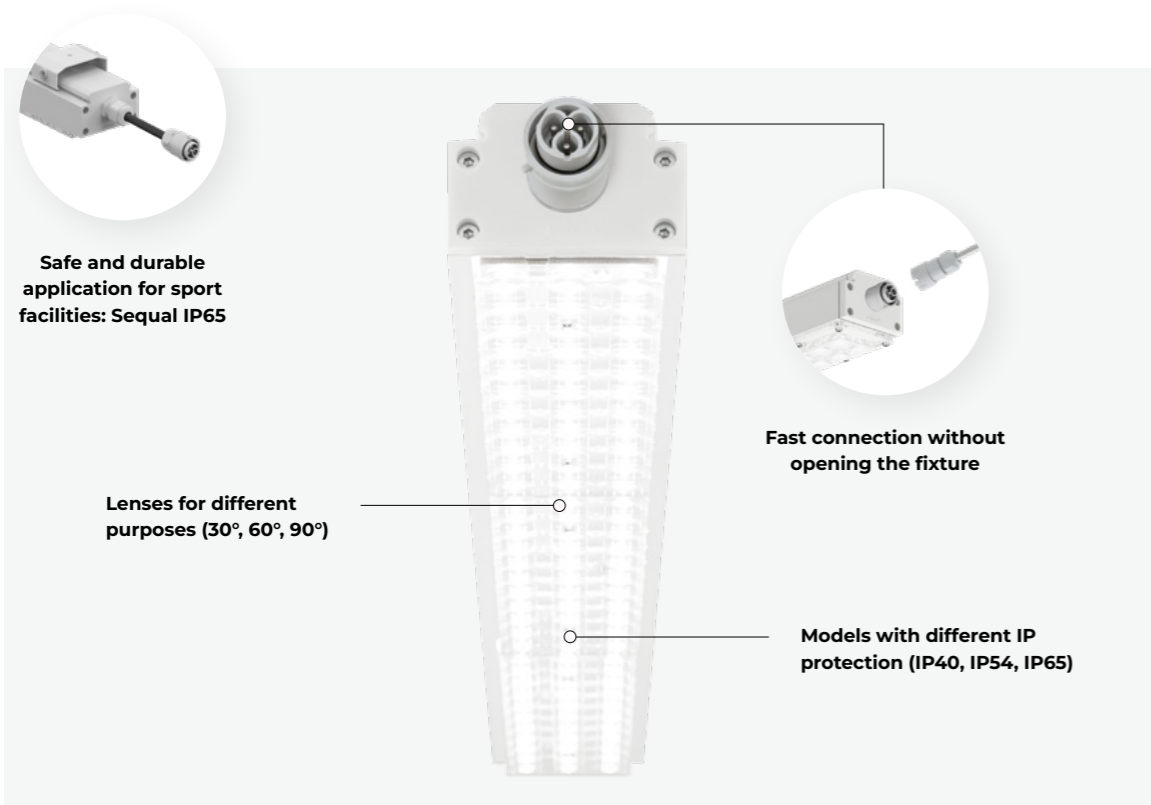
* Use Intra Constructor PRO to design Sequal IP40 LL / Available also as a ball-proof version in accordance with DIN 18032-3 and DIN EN 13964




Light source: High-flux PCB LED modules, mid-power SMD LED / High-power LED, CRI>80, MacAdam≤2, up to 100.000 h L90. / High-power LED, CRI>80, MacAdam≤2, up to 100.000 h L90. **Optic:** Highly efficient acrylic optical lenses. **Body:** Extruded aluminium profile, powder coated. **Ceiling cup:** For suspended versions, the ceiling cup and suspension set must be ordered separately. Find out more on the technical pages or online product configurator. **Control gear:** Integrated highly-efficient driver with fixed output (FO) or dimmable (DALI-2). **Emergency:** Emergency kit version with autonomy 1h or 3h. **Power supply:** 230V 50Hz.

Sorgente: Moduli high-flux PCB LED, mid-power SMD LED / High-power LED, CRI>80, MacAdam≤2, fino a 100.000 h L90. / High-power LED, CRI>80, MacAdam≤2, fino a 100.000 h L90. **Ottica:** Lenti acriliche ad alta efficienza. **Corpo:** Profilo in alluminio estruso, verniciatura a polvere. **Rosone:** Per le versioni a sospensione, il rosone e il kit di sospensione devono essere ordinati separatamente. Maggiori informazioni nelle pagine relative alle caratteristiche tecniche o sul configuratore del prodotto on line. **Alimentatore:** Alimentatore integrato on/off ad alta efficienza (FO) o dimmerabile (DALI-2). **Emergenza:** Versione con kit di emergenza, autonomia 1h o 3h. **Alimentazione:** 230V 50Hz.

Source de luminaire: Modules PCB LED haut flux, moyenne puissance SMD LED / High-power LED, CRI>80, MacAdam≤2, jusqu'à 100.000 h L90. / LED haute puissance, IRC > 80, MacAdam≤2, jusqu'à 100.000 h L90. **Optique:** Lentilles optiques acryliques à haute efficacité. **Corps:** Profil en aluminium extrudé, revêtu par poudre. **La patène:** Pour la version suspendue, la patène et les fils de suspension doivent être commandés séparément. **Alimentation:** Driver intégré haute efficacité avec sortie fixe (FO) ou gradable (DALI-2) **Bloc de securite:** Version kit d'urgence avec autonomie 1h ou 3h. **Alimentation:** 230V 50Hz.




MAIN FEATURES



Choose your optimal line configuration

With different combination of blind and luminous modules you can select optimal configuration for project needs. Single system connection and plug-in connectors between various line modules ensure fast and cost-effective installation.



IP protection for different needs

Choose among IP40, IP54 or IP65 to match your ambient needs, from clean warehouses to harsh production plants, where dust protection fixtures are required.



5700

The old-school solution



Zdravstveni dom Nova Gorica, Nova Gorica, Slovenia / Architecture: Architectural biro Stvar / Photography: Miran Kambič

5700

Technical Overview



LED

LED POLAR

Luminaire luminous flux

W100

Up to 7000 lm

-

W150

Up to 8300 lm

Up to 6600

LED colour

830, 840, 930, 940

830, 840, 930, 940

Driver

FO, DALI-2

FO, DALI-2

Emergency kit

EM 1h, EM 3h

/

IP protection

IP66

IP66

IK protection

IK07

IK07

Ambient temperature

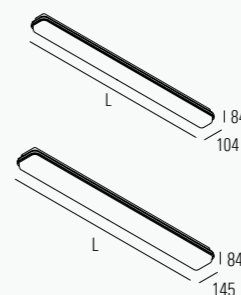
-20°C - + 45°C

-20°C / -40°C

Dimensions

L (mm): 1277, 1573

L (mm): 1277



*EM module max ambient temperature is 35°C.



≥ 80 %

GRO



WARRANTY



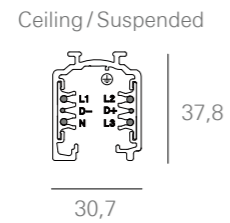
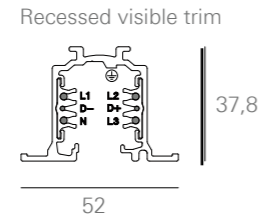

Light source: High-flux PCB LED modules, mid-power SMD LED, CRI>80/90, MacAdam≤2, up to 100.000 h L90. **Optic:** Satin opal polycarbonate diffuser (SOP) **Body:** Polycarbonate. **Control gear:** Integrated highly-efficient driver with fixed output (FO) or dimmable (DALI-2, TD). **Emergency:** Emergency kit version with autonomy 1h or 3h. **Power supply:** 230V 50Hz.

Sorgente: Moduli PCB LED High-flux, SMD LED mid-power, CRI>80/90, MacAdam≤2, fino a 100.000 h L90. **Ottica:** Diffusore in polycarbonato opale satinato (SOP) **Corpo:** Polycarbonato. **Alimentatore:** Alimentatore ad alta efficienza on/off (FO) o dimmerabile (DALI-TD) integrato. **Emergenza:** Versione con kit di emergenza, autonomia 1h o 3h. **Alimentazione:** 230V 50Hz.

Source de luminaire: Modules PCB LED haut flux, moyenne puissance SMD LED, IRC>80/90, MacAdam ≤2, jusqu'à 100.000 h L90. **Optique:** Diffuseur polycarbonate opal satiné (SOP) **Corps:** Polycarbonate. **Alimentation:** Driver intégré haute efficacité avec sortie fixe (FO) ou gradable (DALI-TD) **Bloc de securite:** Version kit d'urgence avec autonomie 1h ou 3h. **Alimentation:** 230V 50Hz.

Tracks

230V 3-phase track



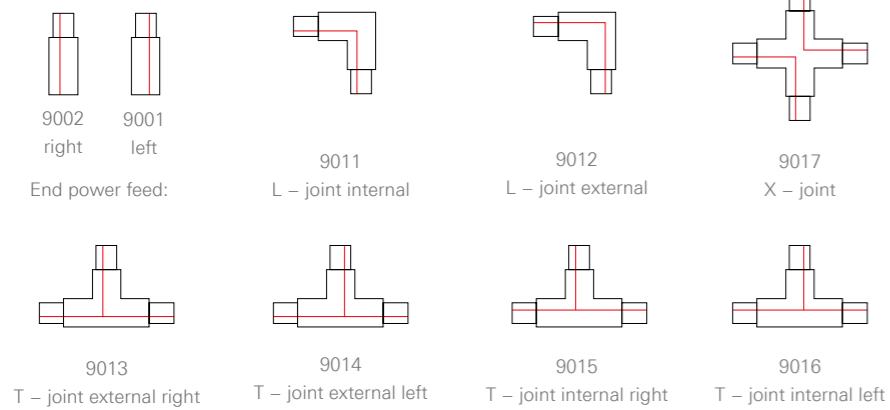
Track RV

3 phase track with control line
Lengths (mm): 1000, 2000, 3000
Colour: Black, white

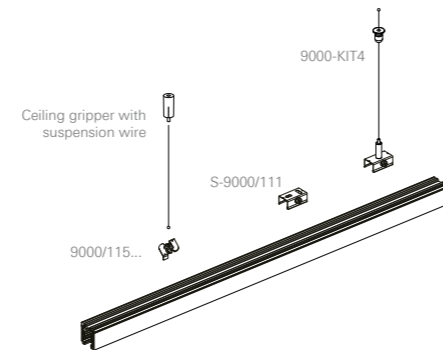
Track C/S

3 phase track with control line
Lengths (mm): 1000, 2000, 3000
Colour: Black, white

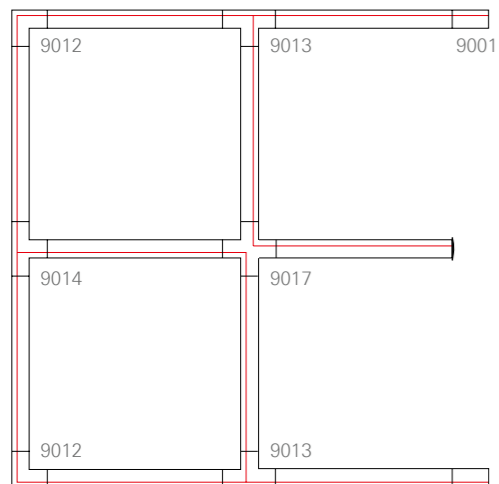
Module types



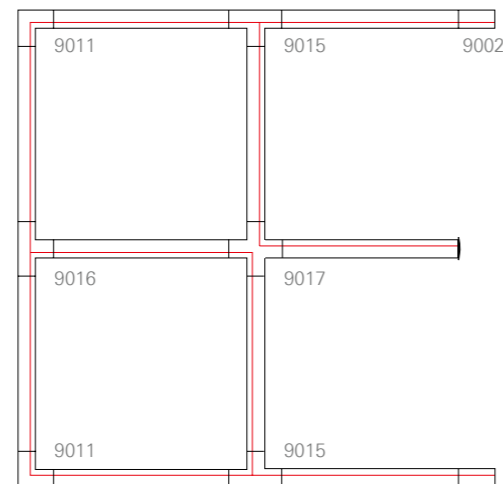
Suspended installation



Module configuration




Floor view – red line indicates external ridge of the track


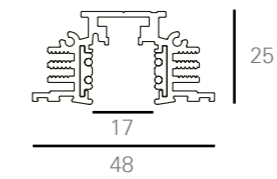


Red line indicates internal ridge of the track


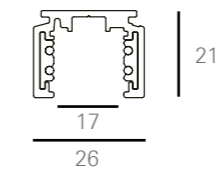
48V track



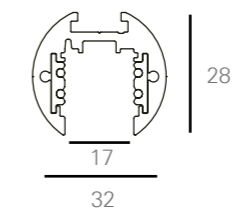
Recessed visible trim-less



Ceiling / Suspended



Suspended round



Track RI

48V track with control line
Lengths (mm): 1000, 2000, 3000
Colour: Black

Track C/S

48V track with control line
Lengths (mm): 1000, 2000, 3000
Colour: Black

Track SR

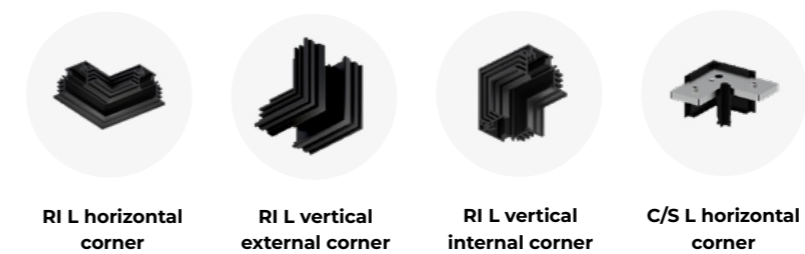
48V track with control line
Lengths (mm): 1000, 2000, 3000
Colour: Black

Compatible with:

Compatible with spots and pendant insets from Lynar (p. 226).



Joints and corners



Accessories

End caps



Connections



Suspensions



Ceiling cups

With integrated driver


RD 134

Driver position: Integrated

Driver: DALI-2, FO

Driver type: CC constant current, 24V constant voltage

Current set: 100-800 mA (FO) 100-600 mA (DALI-2)



36 | ϕ 134

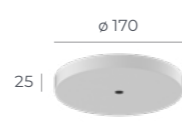
RD 170

Driver position: Integrated

Driver: Casambi, DALI-2, FO

Driver type: CC constant current

Current set: 100-800 mA (FO), 100-700 mA (DALI-2), 300-1050 mA (Casambi)



25 | ϕ 170

RD 250


Driver position: Integrated

Driver: Casambi, DALI-2, FO

Driver type: CC constant current, 24V constant voltage

Current set: 150/250/350 mA

Cable position: Cluster side / central



45 | ϕ 250

LD 36

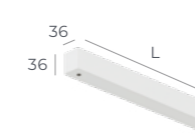
Driver position: Integrated

Driver: Casambi, DALI-2, FO

Driver type: CC constant current, 24V constant voltage

Current set: 150/250/350 mA

Dimensions (L): 1200 - 1800 mm / 3x or 5x cable exit




36 | L

For remote driver position without power cable

RF (Round Flat)*

RH (Round High) *



9 | ϕ 45

9 | ϕ 115

38 | ϕ 115

*Available with 4 mm or 10 mm cable hole

With power cable

RF (Round Flat)


Driver position: In the product

Power cable suspension height (SH): 1500, 3000, 5000 mm

Power cable type: 2x0,2 mm²; 7x0,25mm²; 3/5x0,75 mm²; 3/5x1,5 mm²

Power cable colour: Transparent / Black / White

Suspension set: Order separately



5 | ϕ 45

SH

RH (Round High)

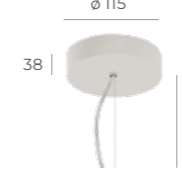
Driver position: In the product

Power cable suspension height (SH): 1500, 3000, 5000 mm

Power cable type: 2x0,2 mm²; 7x0,25mm²; 3/5x0,75 mm²; 3/5x1,5 mm²

Power cable colour: Transparent / Black / White

Suspension set: Order separately



38 | ϕ 115

SH

RF (Round Flat)


Driver position: In the product

Power cable suspension height (SH): 1500, 3000, 5000 mm

Power cable type: 2x0,2 mm²; 7x0,25mm²; 3/5x0,75 mm²; 3/5x1,5 mm²

Power cable colour: Transparent / Black / White

Suspension set: Order separately



5 | ϕ 115

SH

RH 250 C (Round height)

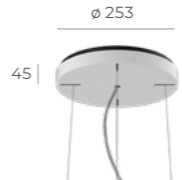
Driver position: In the product

Power cable suspension height (SH): 1500, 3000, 5000 mm

Power cable type: 3/5x0,75 mm²; 3/5x1,5 mm²

Power cable colour: Transparent

Suspension set: Included



45 | ϕ 253

SH

SH (Square height)


Driver position: In the product

Power cable suspension height (SH): 1500, 3000, 5000 mm

Power cable type: 3/5x0,75 mm²; 3/5x1,5 mm²

Power cable colour: Transparent

Suspension set: Order separately



130 | 90 | 30 | SH

LS (Linear square)

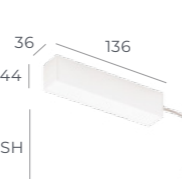
Driver position: In the product

Power cable suspension height (SH): 1500, 3000, 5000 mm

Power cable type: 3/5x0,75 mm²; 3/5x1,5 mm²

Power cable colour: Transparent

Suspension set: Order separately



36 | 136 | SH

Suspension set


Wire suspension

S10F

Height adjustability: On the luminaire

Suspension length (SH): 1500, 3000, 5000 mm

Cap colour: White / Black




SH

S10C

Gripper position: On the ceiling

Suspension length (SH): 1500, 3000, 5000 mm

Cap colour: White / Black / Nickel




SH

S12FH

Height adjustability: On the luminaire

Suspension length (SH): 1500, 3000, 5000 mm

Cap colour: White / Black

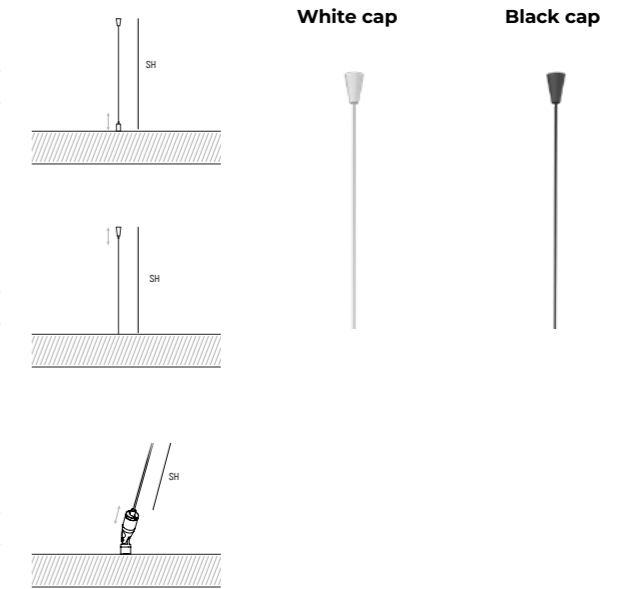


SH

Cap

White cap

Black cap



SH

Y wire suspension

S10Y2

Suspension length (SH): 1500, 3000, 5000 mm

Cap colour: White / Black



SH

S12Y3

Suspension length (SH): 1500, 3000, 5000 mm

Cap colour: White / Black




SH

201/Demi

Suspension length (SH): 1500 mm

Cap colour: White



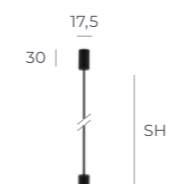
SH

Suspension rod

Fiber carbon rod

Suspension length (SH): 500 - 2000 mm

Carbon rod colour: Black




17,5 | 30 | SH

Suspension rod

Suspension length (SH): 500, 750, 1500, 2000 mm

Cable: With / Without

Ceiling cup and rod colour: White / Black



43 | ϕ 118 | SH


Ceiling cup with wire suspension

RH250C

Power cable suspension height (SH): 1500, 3000, 5000 mm

Power cable colour: Transparent

Ceiling cup colour: White / Black




45 | ϕ 253 | SH

Chain suspension set

Chain suspension set


Suspension length (SH): 2000 mm



SH

Y chain suspension set

Suspension length (SH): 4000 mm




SH





















Brackets

Bracket with pigtail

Available for: Sequa



Symbol explanation

	Simple and fast construction with Intra Constructor PRO		Casambi module integrated for wireless light control with smart devices
	The product is 90% or more recyclable		AI light control through the Intra Spectrum AI app
	An integral part of the lamp is a sound absorber that improves acoustics		Intended for indoor use
	Tunable white: from cool white to warm white (2700 - 6500 K)		Intended for outdoor use
	Dim to warm: dimming down the intensity changes the CCT from 2900K down to 2200K		Resistant to different weather conditions
	AI Wide Gamut RGBW: Provides all colours inside the color triangle, including pure RGB		Intended for medical use (Hospital equipment)
	Vivid COB: For more brilliant & attractive display		Ballproof option in accordance with DIN 18032-3 and DIN EN 13964
	RGB dynamic colour illumination		CE Certificate
	Risk group 0: no risk whatever the observation time of the source		ENEC Certificate
	Risk group 1 (low risk): maximum exposure time of 10,000 s (3 h)		7-year Warranty

Legal notes

We have carefully checked all technical data. Please consider that errors may occur. We also reserve the right to modify anything anytime in the interest of constant progress and technology improvements. Therefore, for the latest product information, please browse our website. We will carry out all orders following the relevant versions of our General Terms and Conditions, also available on the website.

Imprint

Design: Intra lighting
Text: Intra lighting, I&S Aladin
Product photos: Andraž Jenkole, AV Studio, Dragan Arrigler, Ikon
Product Visualization: Studio Spacer, Grafik Fanatik, Tronog
Print: Florjančič tisk

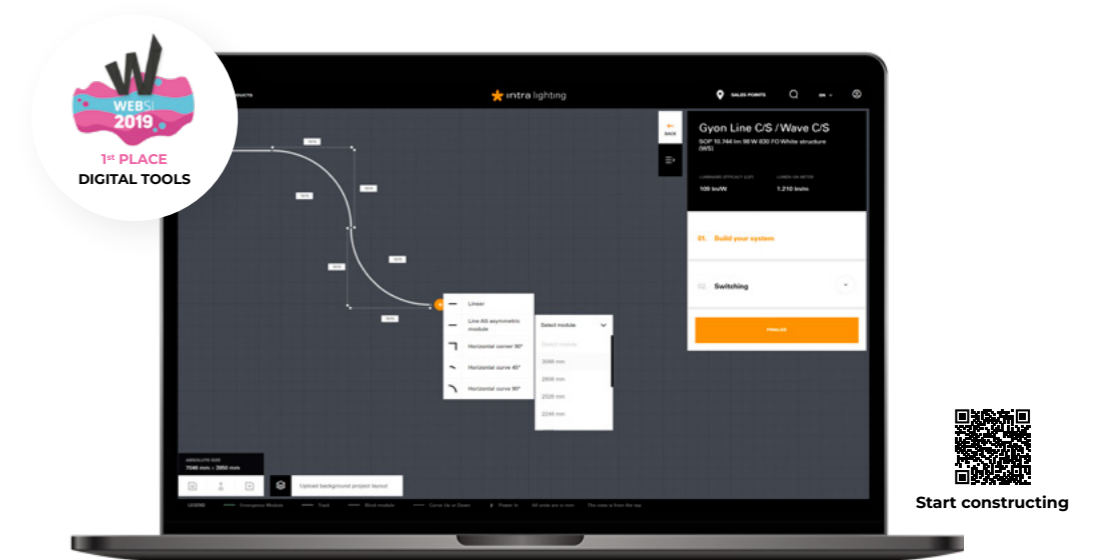
Made in Slovenia, September / 2025
 Copyright © Intra lighting d.o.o.
 All rights reserved

Product developed within EUREKA program, co-founded by MGRT, Spirit

Project name	Product group
LED DWL	Nitor, Narro, Pipes RV, Pipes RIO/RVO
OPTI-LED	Sequal, Demi HMP, Miva HMP, Gyon HMP (lens development)
Medis	Medis
Linear light system	Tracker

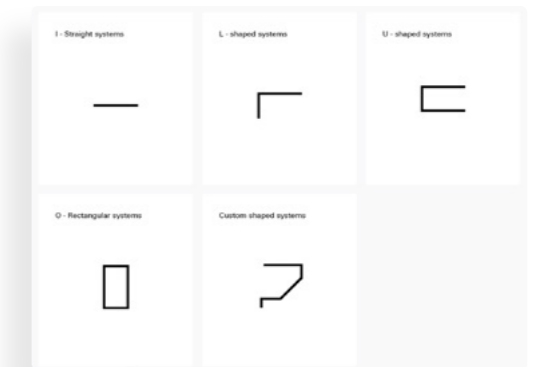


Intra Constructors PRO



Construct lighting systems with a speed of light

It's simple, precise and finalised in less than a minute. You can design basic or custom system shapes entirely on your own. The user-friendly tool offers a wide selection of product families and modules. Forgetting the product parts will be history.



Technical documentation

You can download, print out or save all the technical documentation; that is much more than a list of codes and modules. You'll get only one code for the whole system, containing all the essential information together with the price (for registered partners only).



We love light



Sunlight is our inspiration

Light brings life

Spaces where everything feels right, have their reason behind. Every single day we search for new and better, future-proof and sustainable lighting solutions for living spaces, to create light that enhances well-being and makes people feel good.

Come with us. Bring your ideas to life.



Headquarters in Slovenia



In 2019 more than 350 employees from nine countries came to Slovenia to celebrate the 30th anniversary.

We are all Intra

All of us, every day, each in its area, contribute to growing together. We value diversity and encourage inclusion. Our employees differ across nationalities, ages, and gender.



We speak 13 languages.



Employee care is one of the highest priorities.



Corporate video



Marino, Marjeta, Nika and Anej Furlan. The company is family owned. The love for life is being passed from one generation to another.



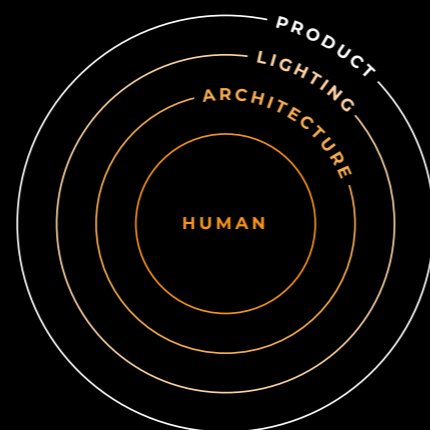
Intra lighting family



Customer training is well accepted.

Human is always at the forefront

At Intra lighting, focus on the human, is not only an innovative approach, dictated by the market needs. Putting people to the forefront means appreciating employees, partners and clients at everyday work and intertwining of different interests. Considering their well-being and time.



The team behind the brand

Our highly qualified and experienced team and associated partners can follow different project typologies, support you through every phase of the project realization and help you with all the information you may need. We speak 13 languages and the universal one: passion.

35+ years 68+ countries 400+ employees

Sustainability

**We care.
For people and
for the planet.**

We have always been ahead of time. We lived and acted sustainably before sustainability became synonymous with responsible behaviour towards the environment and people. Concern about what kind of world we will leave to our children has always been present in everything we do. We were not guided by regulations; we were guided by conscience and consciousness.

KEY AREAS WE WILL FOCUS ON

01

PRODUCTS

Circular and human-friendly products

- Products supporting people's well-being
- Responsible use of materials
- Material and data transparency
- Energy-efficient products
- Repairability, prolonging products life
- Design for disassembly
- High recyclability

02

SOLUTIONS

Healthy living and improved well-being with light

- Human-centric lighting solutions
- Supporting health, positive feelings and motivation
- All-in-one acoustics solutions
- Smart use of artificial and natural light
- Connection with different LMS systems

03

COMPANY

Sustainable and ethical company

- Becoming a net zero company
- High ethical standards
- Environmental-friendly production
- Responsible supplier choice
- A caring employer
- Care for local community

Our initiatives

100%

green energy*

2.000+

trees planted

1.000hl

rainwater harvesting for watering green areas



We contributed for the purchase of 2023 seedlings for Kras, we will donate 1500 hours of our work in a renovation action and will support the project long-term.



We have our own solar power plant and a heat pump. Renewable energy source for electricity: 100% by 2025.



We support culture, sports, health and social initiatives in our local community.



We breath new life in old degraded buildings. We reuse a lot of the construction materials from the demolition work.



We are surrounded by green areas. We planted 60 fruit and leaf trees of local varieties and more than 1000 plants.



FIND OUT MORE:
intra-lighting.com/Sustainability



Made in Europe

PRODUCTION


State of the art production

With a new production process, we have reduced energy consumption, raw materials, natural resources and waste. We introduced an automated vertical storage system, a modern powder coating system and an automated guided vehicle for flexible internal logistics.

7 year warranty 24 thousand m² ISO certified productions



Modern solvent-free powder coating system with low water and energy consumption, pre-treatment tunnel with passivation (corrosion protection), and automated powder application with a recovery system.



Safe and comfortable working environment

Quality in every detail


Our products are thoughtfully designed, manufactured and tested in order to ensure reliable operation throughout their life span, strongly limit the environmental impact and co-create pleasant living conditions. Quality is one of our highest priorities and a way of life.




Automated guided vehicle for flexible internal logistics



Automated vertical storage system



Turn-mill center with collaborative robot



Robotic Welding Systems



All the products are 100% tested in our own lab, one of the biggest in Europe.

Expertise

Explore our professional brochures.

Discover more about circular and human-friendly lighting and our commitment to sustainability.



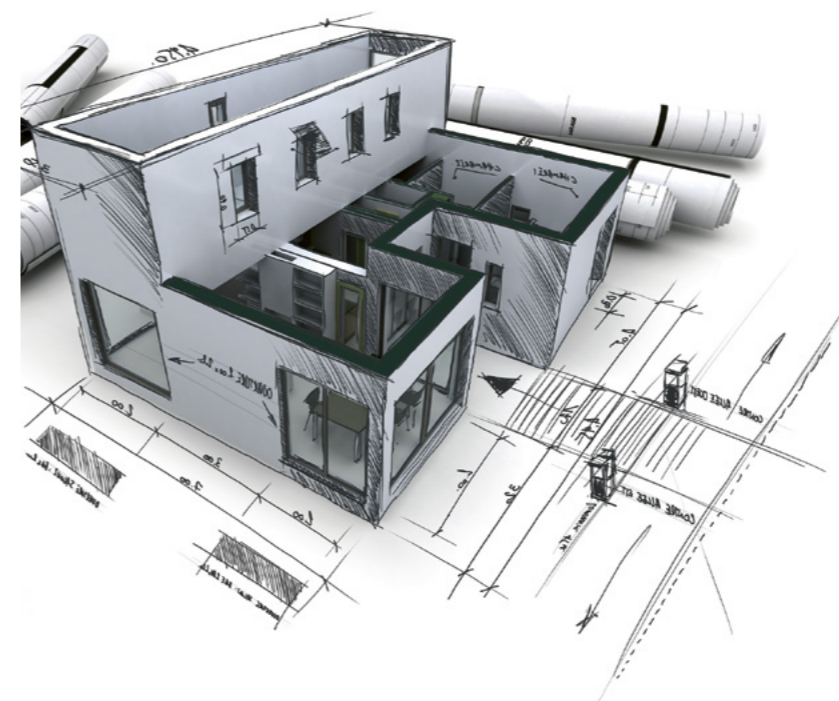
For download visit our website

Learn how to enhance the guest experience and support staff well-being with thoughtful **hospitality lighting solutions**. Discover the latest trends in **office lighting** and the key factors influencing employee well-being.

Understand how **healthcare lighting** must balance the needs of both patients and medical staff.

Architecture and design platforms

We are, where you are. Get inspired, create mood boards and explore our products and projects.



Bim

A game changer for the construction industry.

BIM offers an intelligent 3D process to efficiently plan, design and construct throughout the building life cycle, to support and manage your projects easily. A wide range of our products is available in 3D BIM at BIM object library.

Our products are available in the following formats:





INTRA LIGHT MASTERY CENTER



Lumarium is much more than a showroom.

It is a space to explore and experience light in a simple, visually striking, and inspiring way. Here, visitors can discover light in all its dimensions.

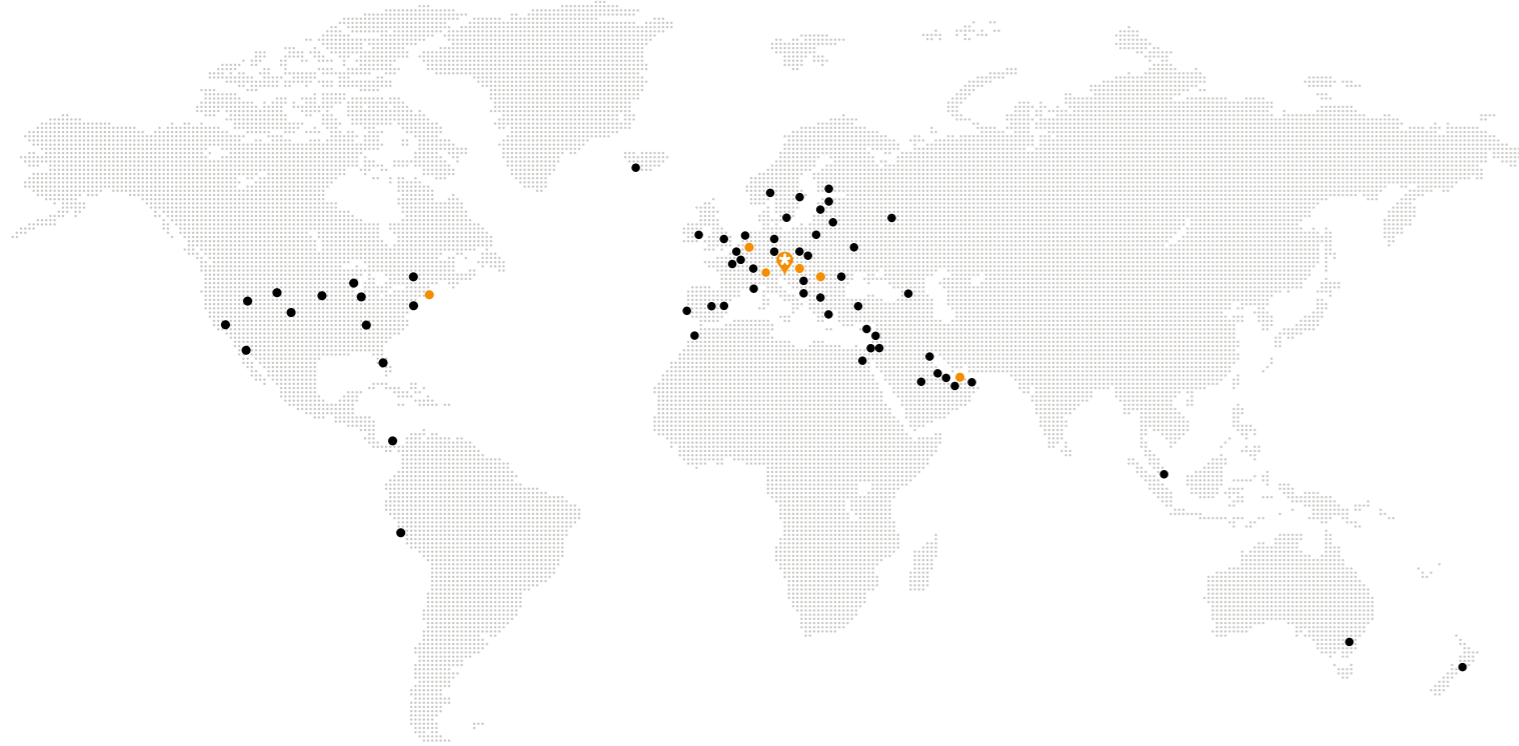
Located next to Intra lighting's headquarters and factory in Slovenia, Lumarium spans 900 m². It combines a showroom with multiple demonstration micro-environments — including living spaces, offices, hotel and hospital rooms, a supermarket, and a clothing store — as well as a lecture room, The Sense Room, and the Forms of Light Room.



The Light Mastery Center is a place where customers, partners, employees, and the public can connect, exchange ideas, and explore the latest in lighting technology. Visitors can experience all forms of light, receive hands-on training with products and materials, and make use of dynamic spaces designed for flexible presentations.



Passion for local worldwide



Let's work together

Headquarters

Intra lighting d.o.o.
 Vrtojbenska cesta 50
 5290 Šempeter pri Gorici,
 Slovenija
 T: +386 5 398 44 00
 E: info@intra-lighting.com
 www.intra-lighting.com

Follow us on



Find us on

Offices

**Benelux
 Intra lighting Benelux B.V.**
 Gildenstraat 26
 4143 HS Leerdam
 T: +31 345 623 678
 E: sales@intra-lighting.nl

**Bosna and Herzegovina
 Intra lighting d.o.o.**
 Hasana Brkića 30
 71000 Sarajevo
 T: +387 33 642 841
 E: info@intra-lighting.com

**Croatia
 Intra lighting d.o.o.**
 Ulica grada Vukovara 269d
 10000 Zagreb
 T: +385 1 6389 141
 E: info@intra-lighting.com

**Italy
 Intra lighting S.r.l.**
 Via Adelaide Bono Cairoli 30
 20127 Milano
 T: +39 02 9176 1234 / 42
 E: info@intra-lighting.com

**North America
 Intra lighting US, LLC**
 2556 Metropolitan Drive
 Treviso, PA 19053
 T: 215-918-4199
 E: info.us@intra-lighting.com

**Serbia
 Intra lighting d.o.o. Beograd**
 Omladinskih brigada 90B
 Airport City
 11070 Novi Beograd
 T: +381 11 269 8 476
 E: info@intra-lighting.com

**Slovenia
 Intra lighting d.o.o.**
 BTC, PTC Diamant
 Letališka 5
 1000 Ljubljana
 T: +386 1 547 65 30
 E: info@intra-lighting.com

**United Arab Emirates
 Intra lighting Middle East**
 Dubai Design District (D3)
 Building 5, Office A201, Dubai
 T: +971 4 572 3986
 E: info@intra-lighting.com




Sales points


Pick your colour




Select from colours to match your style.



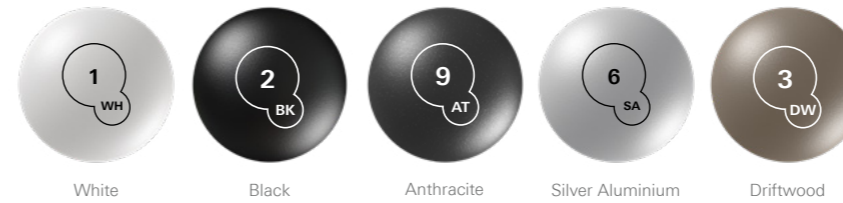
COATED



BRUSHED



STRUCTURAL



MATTE



GLOSS





“You have to do something unexpected,
something that everybody thought was impossible.”

Marino Furlan, Co-founder and President